

CONDITIONS OF RELEASE

- 1 This information is released by the UK Government for Defence purposes only.
- 2 This information must be accorded the same degree of security protection as that accorded thereto by the UK Government.
- 3 This information may be disclosed only within the Defence Department of the recipient Government, except as otherwise authorized by the Ministry of Defence (Army).
- 4 This information may be subject to privately owned rights.

FV430 SERIES, VEHICLES, ALL MARKS

MODIFICATION INSTRUCTIONS AND INDEX

THIS DOCUMENT IS THE PROPERTY OF HER BRITANNIC MAJESTY'S GOVERNMENT, and issued for the information of such persons only as need to know its contents in the course of their official duties. Any person finding this document should hand it into a British forces unit or to a police station for its safe return to the MINISTRY OF DEFENCE, D.MOD Sy, LONDON SW1A 2HB, with particulars of how and where found. THE UNAUTHORIZED RETENTION OR DESTRUCTION OF THIS DOCUMENT IS AN OFFENCE UNDER THE OFFICIAL SECRETS ACTS OF 1911-1989. (When released to persons outside Government service, this document is issued on a personal basis and the recipient to whom it is entrusted in confidence within the provision of the Official Secrets Acts 1911-1989, is personally responsible for its safe custody and for seeing that its contents are disclosed only to authorized persons).

BY COMMAND OF THE DEFENCE COUNCIL

Kenn Trew

Ministry of Defence

Issued by

ARMY TECHNICAL SUPPORT AGENCY
DIRECTORATE OF TECHNICAL SERVICES

~~UK RESTRICTED~~

~~UK RESTRICTED~~

AMENDMENT RECORD

Amdt No.	Incorporated By (Signature)	Date
1	<i>[Signature]</i>	11/03
2		
3		
4		
5		
6		
7		
8		
9		
10		
11		
12		
13		
14		
15		
16		
17		
18		
19		
20		
21		
22		
23		
24		
25		
26		
27		
28		
29		
30		
31		

Amdt No.	Incorporated By (Signature)	Date
32		
33		
34		
35		
36		
37		
38		
39		
40		
41		
42		
43		
44		
45		
46		
47		
48		
49		
50		
51		
52		
53		
54		
55		
56		
57		
58		
59		
60		
61		
62		

PREFACE

Sponsor:
DGES(A)
File ref:

Publication Agency:
ATSA Chertsey
Project No: 97/41c/217(54)
File ref:

INTRODUCTION

- 1 The Publication Agency is responsible for the allocation of instruction numbers.
- 2 All modification instructions as issued are to be recorded in manuscript by the recipient on the Numerical Modification Instruction Index provided. Amendments to individual instructions are to be recorded on the instruction amendment record. All extant instructions and amendments can be found listed in the main AESP index.

NOTE

The Publication Agency is responsible for the preparation and maintenance of the Instruction Index and will advise the Distribution Authority on the issue of completed and subsequent blank index pages necessary.

- 3 Service users should forward any comments on this publication through the channels prescribed in AESP 0100-P-011-013. An AESP Form 10 is provided after the preliminary pages of this publication; it should be photocopied and used for forwarding comments on this AESP to ATSA DTS.
- 4 AESPs are issued under Defence Council authority and where AESPs specify action to be taken, the AESP will of itself be sufficient authority for such action and also for the demanding of the necessary stores.

MODIFICATION INSTRUCTION INDEX

Priority (Pty) is shown as: Immediate: I Routine: R

Mod No. (1)	Pty (2)	Page Nos. (3)	Amend-ment No. (4)	Subject (5)	Approval No./Remarks (6)
1	see column (6)			EMER TV E107 Mod Instr No. 1 to No. 74	Priority as detailed in each instruction
2	R	1-3	✓	FLASHER UNIT	43/0/0061
3	R	1-6		REAR VIEW MIRRORS	43/0/0055
4	I	1-4	—	FIRE EXT RESTRAINT	43/0/0063
5	I				
6	I	1-4		Boatrig Vessel Pool Harness	43
7					
8					
9					
10					
11					

Mod No. (1)	Pty (2)	Page Nos. (3)	Amend- ment No. (4)	Subject (5)	Approval No./ Remarks (6)
12					
13					
14					
15					
16					
17					
18					
19					
20					
21					
22					
23					
24					
25					
26					
27					
28					
29					
30					
31					
32					
33					
34					
35					
36					
37					
38					
39					
40					
41					
42					
43					
44					
45					
46					

COMMENT(S) ON AESP

To: ATSA DTS 3.2
 Ha Ha Road
 Woolwich
 LONDON SE18 4QF

From:

Sender's Reference	BIN Number	Date
AESP Title:		
Chapter(s)/Instruction	Page(s)/Paragraph(s)	
If you require more space, please use the reverse of this form or a separate piece of paper. Comment(s):		

Signed: Telephone No:.....

Name (Capitals): Rank/Grade:..... Date:

✂
.....

ATSA DTS 3.2 USE ONLY

To:

From: ATSA DTS 3.2
 Ha Ha Road
 Woolwich
 LONDON SE18 4QF

Thank you for commenting on AESP

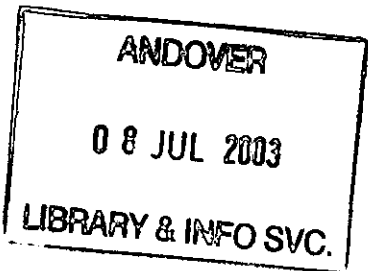
Your reference Dated:

Action is being taken to:	Tick		Tick
Issue a revised/amended AESP		Under investigation	
Incorporate comment(s) in future amendments		No action required	
Remarks			

Signed: Telephone No:.....

Name (Capitals): Rank/Grade:..... Date:

FV430 SERIES VEHICLES, ALL MARKS
MODIFICATION INSTRUCTION NO. 1
COMPLETELY REVISED



Sponsor:
DGES(L)

Publication Agency:
DLO Andover
Project No: 97/41c/217(508)
File ref:

AMENDMENT RECORD

Amdt No.	Incorporated By (Signature)	Date
1		
2		
3		

Amdt No.	Incorporated By (Signature)	Date
4		
5		
6		

SUBJECT: EMER TV E107 Modification Instructions No. 1 to No. 74

INTRODUCTION

1

- 1.1 The EMER decade (TV E100 to TV E209) that supports the FV430 is to be cancelled and replaced by AESP 2350-T-250-octad.
- 1.2 This AESP Modification Instruction No. 1 is a complete issue of EMER TV E107 Modification Instructions No. 1 to No. 74 issued under the EMER system.
- 1.3 Subsequent Modification Instructions will be issued in AESP format, starting with Mod Instr No. 2.
- 1.4 Where the EMER TV E107 Modification Instructions refer to an associated EMER TV E100 series publication, this information will be incorporated within the appropriate Modification Instruction.
- 1.5 Remove and retain EMER TV E107 Modification Instructions No. 1 to No. 74 from the EMER folder.
- 1.6 Place this instruction in front of Modification Instruction removed at Sub-Para 1.5 above.
- 1.7 Open a new folder numbered 2350-T-250-811 and titled FV430 SERIES, VEHICLES, ALL MARKS Modification Instructions, and place the EMER TV E107 Modification Instructions within.
- 1.8 Limitations on use of equipment: As detailed within each Modification Instruction.

APPLICABILITY

2 FV430.

REASON FOR MODIFICATION

3 Code 6 - publications changed from EMER to AESP format.

PRIORITY

4 Routine.

TABLE 1 MODIFICATION INSTRUCTION INDEX

Priority (Pty) is shown as:

Immediate unit: I/U Routine unit: R/U
Immediate field: I/F Routine field: R/F
 Routine base: R/B

Mod No. (1)	Issue No. (2)	Pages (3)	Pty (4)	Subject (5)	Approval No./ Remarks (6)
1				CANCELLED	
2				CANCELLED	
3				CANCELLED	
4	1	1-6	R/U	Ventilation fan controller, No. 2, Mk 1, modified	29483
5				CANCELLED	
6				CANCELLED	
7				CANCELLED	
8				CANCELLED	
9				CANCELLED	
10				CANCELLED	
11				CANCELLED	
12				CANCELLED	
13				CANCELLED	
14	2	1-4	R/F	Installation of a K60 Mk 4 engine in a Mk 6 F power pack	29657/27103
15	1	1-2	R/F	Installation of a K60 Mk 4 engine in a Mk 6 F power pack	29592/
	2	3-4			29595
	1	5-7			29693
16				CANCELLED	
17				CANCELLED	

(continued)

TABLE 1 MODIFICATION INSTRUCTION INDEX (continued)

Mod No. (1)	Issue No. (2)	Pages (3)	Pty (4)	Subject (5)	Approval No./ Remarks (6)
18				CANCELLED	
19				CANCELLED	
20	1	1-2	R/B	Testing of transfer gearbox	27108
21				CANCELLED	
22				CANCELLED	
23				CANCELLED	
24	2 1	1-2 3	R/U	Cooking vessel warning plate	28121
25				CANCELLED	
26				CANCELLED	
27	1	1-4	R/B	Gearbox Allison, TX200, Mk 4A	27038
28				CANCELLED	
29				CANCELLED	
30				CANCELLED	
31				CANCELLED	
32				CANCELLED	
33				CANCELLED	
34				CANCELLED	
35				CANCELLED	
36				CANCELLED	
37				CANCELLED	
38				CANCELLED	
39				CANCELLED	
40				CANCELLED	

(continued)

TABLE 1 MODIFICATION INSTRUCTION INDEX (continued)

Mod No. (1)	Issue No. (2)	Pages (3)	Pty (4)	Subject (5)	Approval No./ Remarks (6)
41				CANCELLED	
42				CANCELLED	
43				NOT USED	
44	3 2 1	1-2 3-4 5	R/F	Gearbox, Allison - lowered sump	27136/ 29771 27154
45				CANCELLED	
46				CANCELLED	
47	1	1-5	R/B	Steering unit - wire looking of unions	27166
48				CANCELLED	
49	1 2	0-01 1-4	R/F	Steering unit - rear mounting bracket	30764
50				CANCELLED	
51	1 1	0 1-4	R/B	Radio distribution box, No. 1 Mk 3	30787
52	2 2	0 1-3	R/U	Driver's passive periscope, L5A1	30988
53				CANCELLED	
54				NOT USED	
55				CANCELLED	
56				CANCELLED	
57				CANCELLED	
58				CANCELLED	

(continued)

TABLE 1 MODIFICATION INSTRUCTION INDEX (continued)

Mod No. (1)	Issue No. (2)	Pages (3)	Pty (4)	Subject (5)	Approval No./Remarks (6)
59	1	0	R/B	Road and tensioner wheel hubs	30984/
	1	1-5			30891
60	1	1-3	R/B	Allison gearbox - exhaust regulator valve body	TSS/1566
61				CANCELLED	
62				CANCELLED	
63				CANCELLED	
64	1	0	R/U	Dummy socket for stowage of wiper motor harness	30993
	1	1-3			
65	1	1-8	I/U	Stowage for passive night sight	31075
66	2	1-10	R/U	Driver's seat <i>Cancelled CANCELLED</i>	20/0/0004
67				CANCELLED	
68				CANCELLED	
69	1	1-4	I/U	Radio junction box, terminal stud length increased	20/0/0011
70	1	1-7	I/U	NBC - Protection and internal wiring changes for distribution panel, No. 6, Mk 1	20/8/0004
71				NOT USED	
72	1	1-4	R	Driver's periscope	43/0/0009
73	1	1-4	I/U	Bolting vessel harness <i>CANCELLED</i>	43/0/0020
74	1	1-4	I/U	Driver's seat, locking mechanism <i>Cancelled</i>	43/0/0033

PUBLICATION AMENDMENTS

NOTE

Necessary amendments will be issued separately.

5 Nil.

CONDITIONS OF RELEASE			
1	This information is released by the UK Government for Defence purposes only.	3	This information may be disclosed only within the Defence Department of the recipient Government, except as otherwise authorized by Ministry of Defence (Army).
2	This information must be afforded the same degree of protection as that afforded to information of an equivalent security marking originated by the recipient Government or as required by the recipient Government's security regulations.	4	This information may be subject to privately owned rights.
THIS DOCUMENT IS THE PROPERTY OF HER BRITANNIC MAJESTY'S GOVERNMENT, and is issued for the information of such persons only as need to know its contents in the course of their official duties. Any person finding this document should hand it to a British forces unit or to a police station for its safe return to the MINISTRY OF DEFENCE (Dsy (Pol)), MAIN BUILDING, WHITEHALL, LONDON SW1A 2HB with particulars of how and where found. THE UNAUTHORIZED RETENTION OR DESTRUCTION OF THIS DOCUMENT MAY BE AN OFFENCE UNDER THE OFFICIAL SECRETS ACTS OF 1911-1989. (When released to persons outside Government service, this document is issued on a personal basis and the recipient to whom it may be entrusted in confidence, within the provision of the Official Secrets Acts 1911-1989, is personally responsible for its safe custody and for seeing that its contents are disclosed only to authorized persons).			

FV430 SERIES VEHICLES, ALL MARKS
MODIFICATION INSTRUCTION NO. 1

SUBJECT: Increased track adjuster clearance

CANCELLATION

INTRODUCTION

1 AESP 2350-T-250-811 Mod Instr No. 1, EMER E107 Mod Instr 1 is hereby cancelled. The details of this modification have been incorporated into the build standard.

ACTION

- 2 Amend AESP 2350-T-250-811 Mod Instr 1, EMER E 107 modification index accordingly
- 3 File this Page 1/2 in place of Mod Instr No. 1 dated Sep 67, all pages of which are to be destroyed.

CONDITIONS OF RELEASE

- | | |
|---|---|
| 1 This information is released by the UK Government for Defence purposes only. | 3 This information may be disclosed only within the Defence Department of the recipient Government, except as otherwise authorized by Ministry of Defence (Army). |
| 2 This information must be afforded the same degree of protection as that afforded to information of an equivalent security marking originated by the recipient Government or as required by the recipient Government's security regulations. | 4 This information may be subject to privately owned rights. |

THIS DOCUMENT IS THE PROPERTY OF HER BRITANNIC MAJESTY'S GOVERNMENT, and is issued for the information of such persons only as need to know its contents in the course of their official duties. Any person finding this document should hand it to a British forces unit or to a police station for its safe return to the MINISTRY OF DEFENCE (Dsy (Pol)), MAIN BUILDING, WHITEHALL, LONDON SW1A 2HB with particulars of how and where found. THE UNAUTHORIZED RETENTION OR DESTRUCTION OF THIS DOCUMENT MAY BE AN OFFENCE UNDER THE OFFICIAL SECRETS ACTS OF 1911-1989. (When released to persons outside Government service, this document is issued on a personal basis and the recipient to whom it may be entrusted in confidence, within the provision of the Official Secrets Acts 1911-1989, is personally responsible for its safe custody and for seeing that its contents are disclosed only to authorized persons).

FV430 SERIES VEHICLES, ALL MARKS

MODIFICATION INSTRUCTION NO. 1

SUBJECT: Suspension

CANCELLATION

INTRODUCTION

- 1 AESP 2350-T-250-811 Mod Instr No. 1, EMER E107 Mod Instr 2 is hereby cancelled. The details of this modification have been incorporated into the build standard.

ACTION

- 2 Amend AESP 2350-T-250-811 Mod Instr 1, EMER E 107 modification index accordingly
- 3 File this Page 1/2 in place of Mod Instr No. 2 dated Jan 68, all pages of which are to be destroyed.

CONDITIONS OF RELEASE

- | | |
|---|---|
| 1 This information is released by the UK Government for Defence purposes only. | 3 This information may be disclosed only within the Defence Department of the recipient Government, except as otherwise authorized by Ministry of Defence (Army). |
| 2 This information must be afforded the same degree of protection as that afforded to information of an equivalent security marking originated by the recipient Government or as required by the recipient Government's security regulations. | 4 This information may be subject to privately owned rights. |

THIS DOCUMENT IS THE PROPERTY OF HER BRITANNIC MAJESTY'S GOVERNMENT, and is issued for the information of such persons only as need to know its contents in the course of their official duties. Any person finding this document should hand it to a British forces unit or to a police station for its safe return to the MINISTRY OF DEFENCE (Dsy (Pol)), MAIN BUILDING, WHITEHALL, LONDON SW1A 2HB with particulars of how and where found. THE UNAUTHORIZED RETENTION OR DESTRUCTION OF THIS DOCUMENT MAY BE AN OFFENCE UNDER THE OFFICIAL SECRETS ACTS OF 1911-1989. (When released to persons outside Government service, this document is issued on a personal basis and the recipient to whom it may be entrusted in confidence, within the provision of the Official Secrets Acts 1911-1989, is personally responsible for its safe custody and for seeing that its contents are disclosed only to authorized persons).

FV430 SERIES VEHICLES, ALL MARKS

MODIFICATION INSTRUCTION NO. 1

SUBJECT: Alternator drive gear

CANCELLATION

INTRODUCTION

- 1 AESP 2350-T-250-811 Mod Instr No. 1, EMER E107 Mod Instr 3 is hereby cancelled. The details of this modification have been incorporated into the build standard.

ACTION

- 2 Amend AESP 2350-T-250-811 Mod Instr 1, EMER E 107 modification index accordingly
- 3 File this Page 1/2 in place of Mod Instr No. 3 dated Jan 68, all pages of which are to be destroyed.

CARRIER, PERSONNEL, FULL TRACKED, FV 432, MK 2/1

CARRIER, MAINTENANCE, FULL TRACKED, FV 434

TECHNICAL HANDBOOK - MODIFICATION INSTRUCTION

SUB-TITLE: Ventilation fan controller, No 2, Mk 1, modified

1. Introduction

To lessen the possibility of the fan controller No 2, Mk 1 switch being held between the two No 5 positions, which causes severe arcing on the drum, the operating knob, lid and rheostat are modified. This modification is denoted by erasure of Mod No 1 on modification record plate.

2. Priority: Group 'B' (Mgmt N 097 refers).

3. Estimated time required

Stripping and assembling:	1/2 man-hour
Manufacturing embodiment:	2 man-hours

4. Item affected: Fan controller, No 2, Mk 1.

5. Action required by:-

a. Units and establishments holding equipment

(1) Enter EMER No, sub-title and Army Modification Code in equipment log-book.

(2) Request REME to modify equipment.

b. Units authorized to carry out unit, field or base repairs

(1) When requested by units, or during overhaul, demand the stores required and carry out this modification.

(2) Record completion of modification in equipment log book against appropriate entry.

(3) Erase Mod No 1 on modification record plate.

6. Stores, tools and equipment:-

a. Stores to be obtained locally

<u>VAOS Section</u>	<u>Part No</u>	<u>Designation</u>	<u>Qty per veh</u>
G2	GB 10234	Brass sheet, 24 s.w.g. 48 in. x 24 in.	2.1/2 in.x 1 in.
G4	5315-99-948-9621	Roll pin or selok pin 3/32 in. x 5/8 in.	1

b. Stores to be removed and reduced to produce

<u>VAOS</u> <u>Section</u>	<u>Part No</u>	<u>Designation</u>	<u>Qty</u> <u>per veh</u>
-	-	Set screw, hex socket, cup point, BA No 4 x 3/16 in. long	2

c. Stores to be modified

<u>VAOS</u> <u>Section</u>	<u>Part No</u>	<u>Designation</u>	<u>Qty</u> <u>per veh</u>
-	A 20757	Knob	1
-	19555	Rheostat	1
-	19557	Cover	1

7. Sequence of operations:-

- a. See Fig 1: Manufacture two contact strips, from brass sheet (GB 10234), to dimension shown.
- b. Remove and retain fan controller No 2, Mk 1 (FV 546143) from hull interior r.h. wall, retaining fixing items.
- c. Remove and retain rheostat control knob (A 20757) from spindle of fan controller, discarding the two No 4 BA securing screws.
- d. See Fig 2: Drill hole through control knob at dimensions shown.
- e. Remove cover and rheostat (19555) from fan controller, retaining all fixing items.
- f. See Fig 3: Drill a 3/32 in. diameter hole through rheostat spindle at dimensions shown.
- g. Remove front cover plate (19557) from fan controller, retaining fixing items.
- h. See Fig 4: Counterbore existing 19/64 in. diameter hole of cover plate to 3/4 in. at dimensions shown.
- j. See Fig 5: Fit the two manufactured contact strips to rheostat (19555) as shown.
- k. Refit all items removed, in reverse order, using the 3/32 in. pin (5315-99-948-9621) to secure the knob to rheostat spindle.
- l. Erase Mod No 1 from modification record plate.

~~RESTRICTED~~

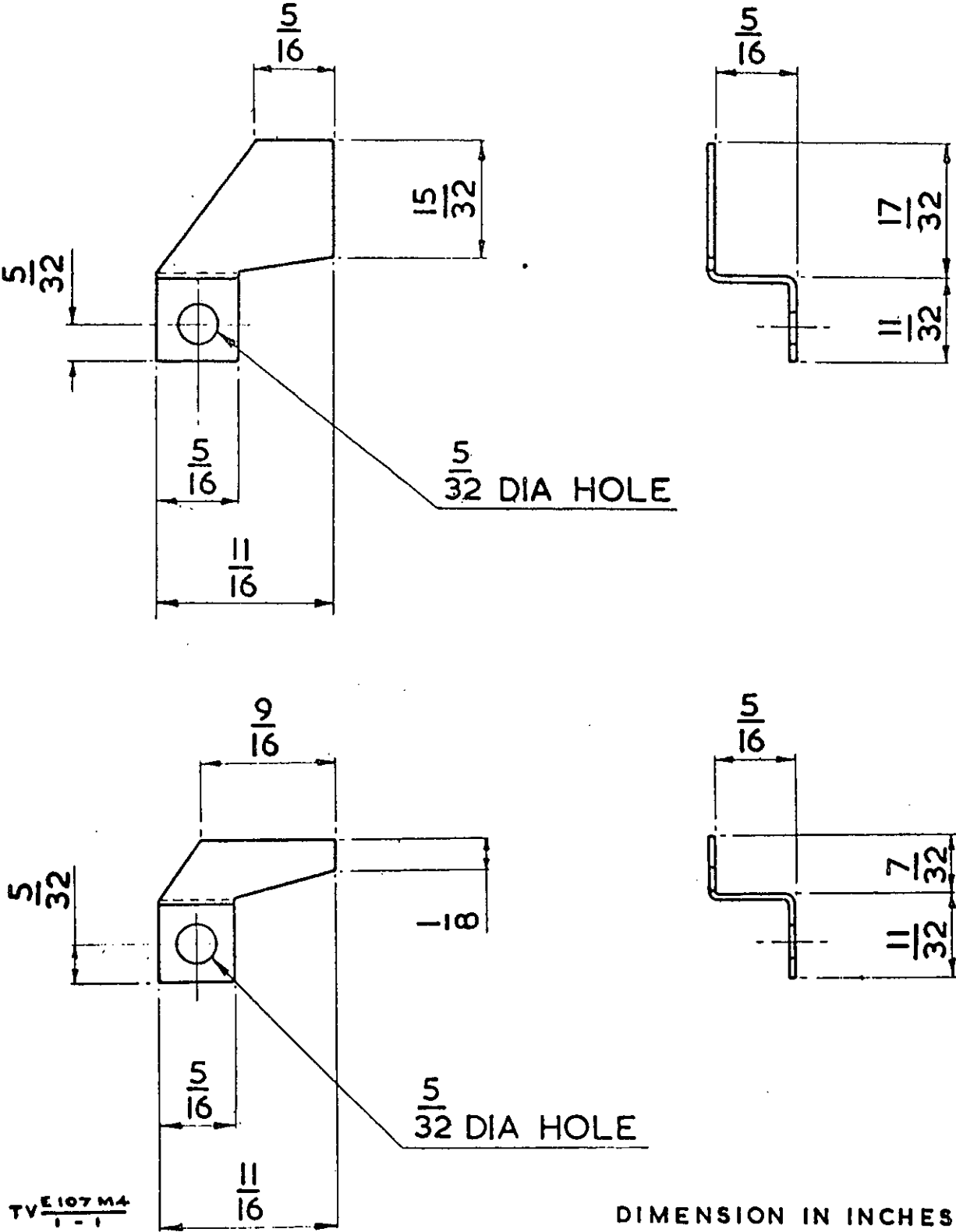


Fig 1 - Contact strips, details

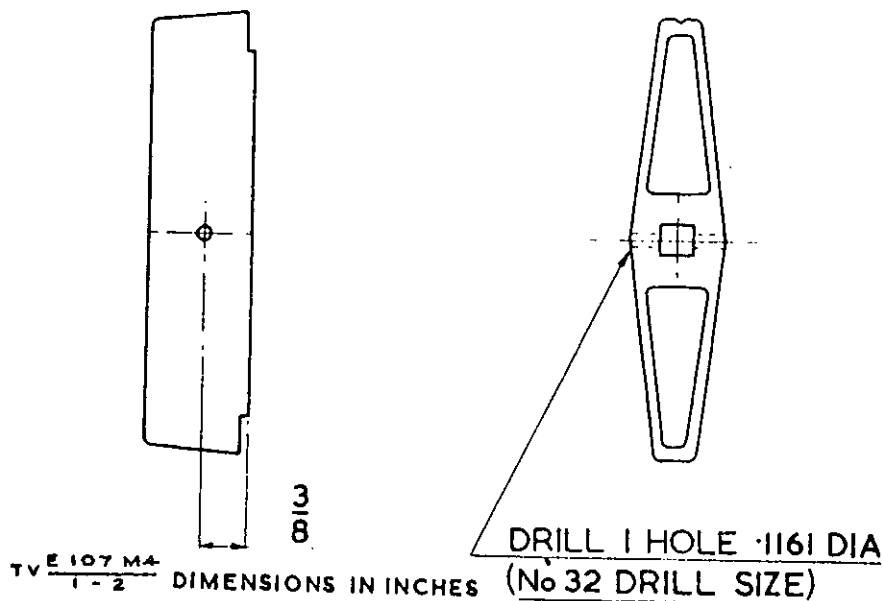


Fig 2 - Control knob, hole drilled

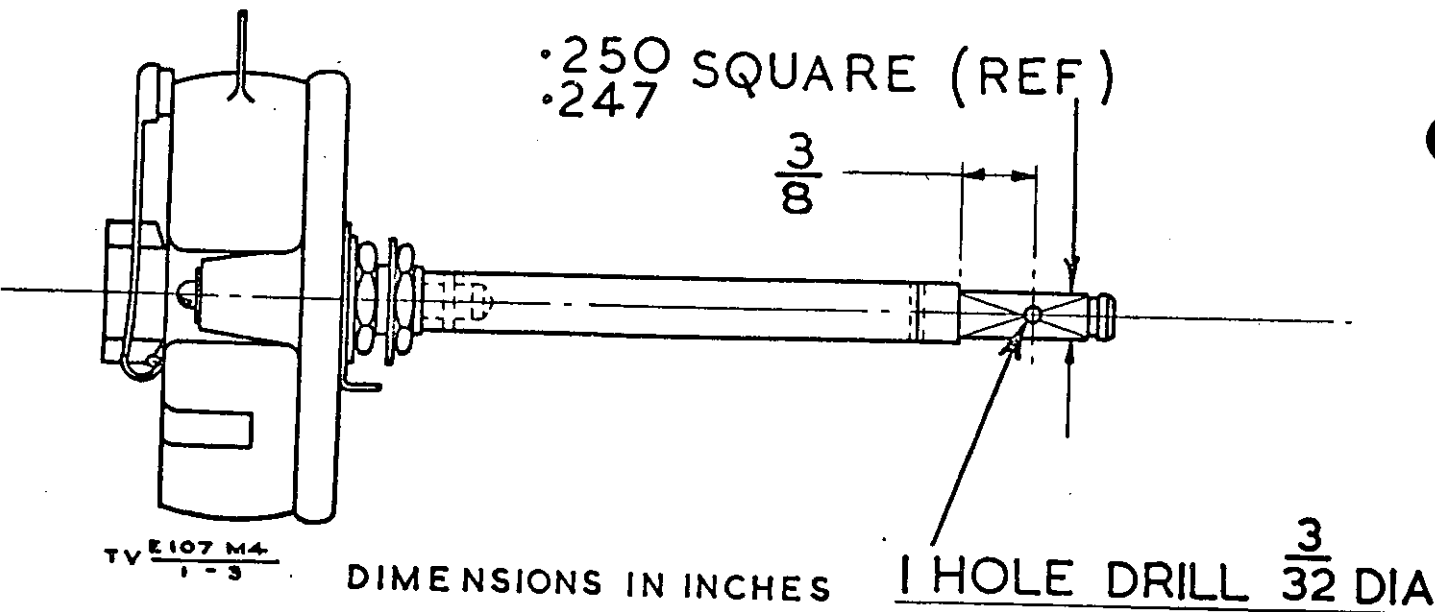


Fig 3 - Rheostat spindle - hole drilled

~~RESTRICTED~~

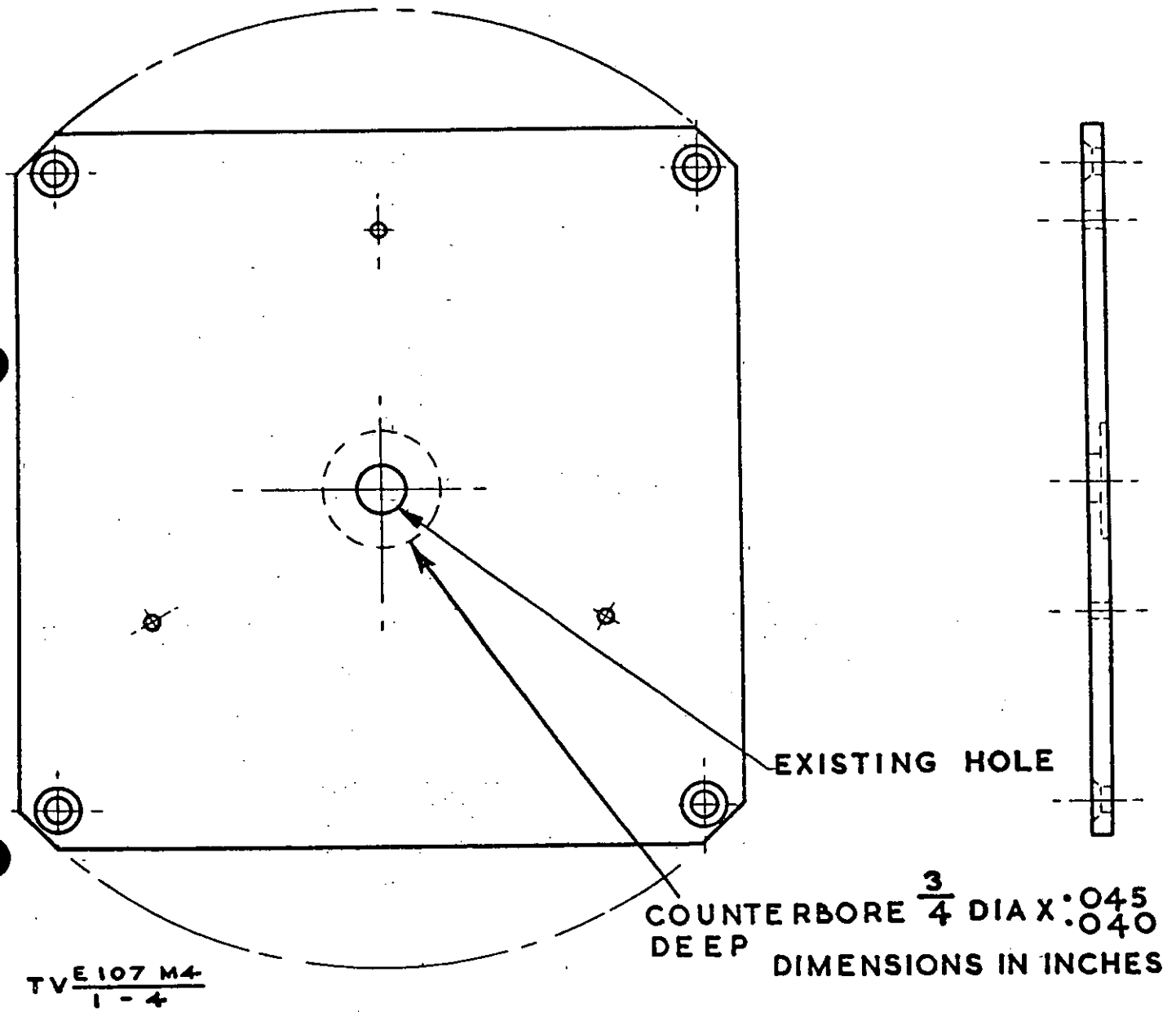


Fig 4 - Cover, counter boring

NOTE:
CONTACT STRIPS FITTED AT
POSITIONS SHOWN, AND
SECURED TO WINDING-END
BAND LUG, WITH LEAD SCREW
NUT AND WASHER.
BEFORE FITTING, THE CERAMIC
TRACK OF RESISTOR SHOULD
BE RELIEVED BY FILING TO
ENSURE THAT LEVEL OF
CONTACT STRIPS COINCIDE
WITH LEVEL OF END-BANDS

TV E 107 M4
1 - 5 DIMENSION IN INCHES

CONTACT STRIPS

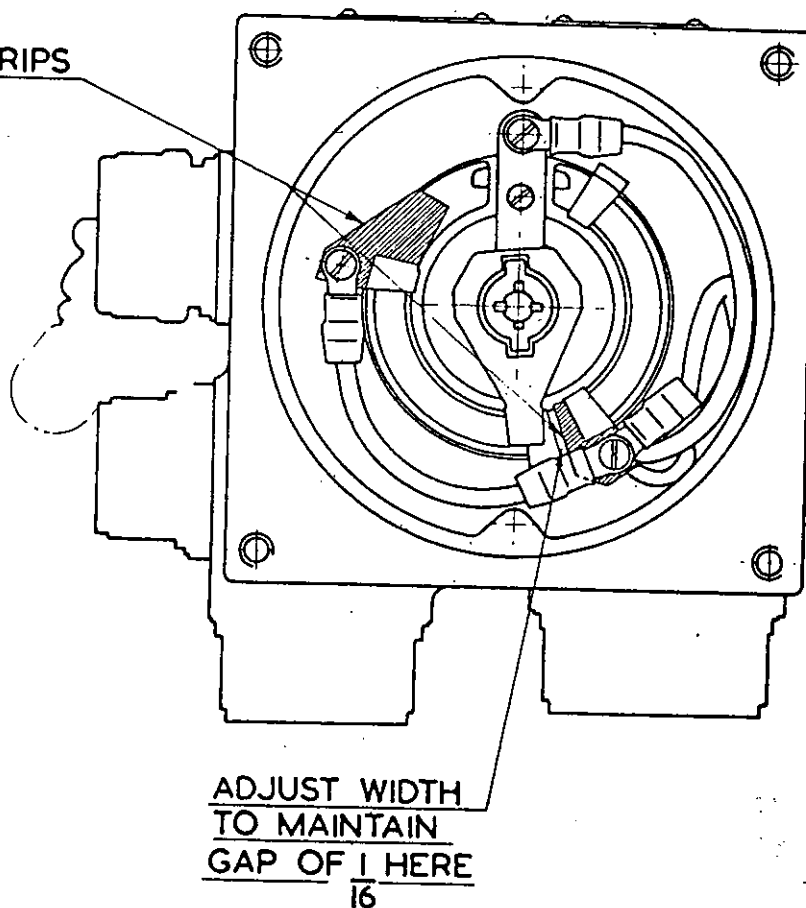


Fig 5 - Rheostat, contact strips fitted

FVRDE Approval 29483
Def and Mods 706114

END

CONDITIONS OF RELEASE

- | | |
|---|---|
| 1 This information is released by the UK Government for Defence purposes only. | 3 This information may be disclosed only within the Defence Department of the recipient Government, except as otherwise authorized by Ministry of Defence (Army). |
| 2 This information must be afforded the same degree of protection as that afforded to information of an equivalent security marking originated by the recipient Government or as required by the recipient Government's security regulations. | 4 This information may be subject to privately owned rights. |

THIS DOCUMENT IS THE PROPERTY OF HER BRITANNIC MAJESTY'S GOVERNMENT, and is issued for the information of such persons only as need to know its contents in the course of their official duties. Any person finding this document should hand it to a British forces unit or to a police station for its safe return to the MINISTRY OF DEFENCE (Dsy (Pol)), MAIN BUILDING, WHITEHALL, LONDON SW1A 2HB with particulars of how and where found. THE UNAUTHORIZED RETENTION OR DESTRUCTION OF THIS DOCUMENT MAY BE AN OFFENCE UNDER THE OFFICIAL SECRETS ACTS OF 1911-1989. (When released to persons outside Government service, this document is issued on a personal basis and the recipient to whom it may be entrusted in confidence, within the provision of the Official Secrets Acts 1911-1989, is personally responsible for its safe custody and for seeing that its contents are disclosed only to authorized persons).

FV430 SERIES VEHICLES, ALL MARKS

MODIFICATION INSTRUCTION NO. 1

SUBJECT: Flasher unit

CANCELLATION

INTRODUCTION

- 1 AESP 2350-T-250-811 Mod Instr No. 1, EMER E107 Mod Instr 5 is hereby cancelled. This modification has been superceded by AESP 2350-T-250-811 Mod Instr 2.

ACTION

- 2 Amend AESP 2350-T-250-811 Mod Instr 1, EMER E 107 modification index accordingly
- 3 File this Page 1/2 in place of Mod Instr No. 5 dated Jul 68, all pages of which are to be destroyed.

CONDITIONS OF RELEASE			
1	This information is released by the UK Government for Defence purposes only.	3	This information may be disclosed only within the Defence Department of the recipient Government, except as otherwise authorized by Ministry of Defence (Army).
2	This information must be afforded the same degree of protection as that afforded to information of an equivalent security marking originated by the recipient Government or as required by the recipient Government's security regulations.	4	This information may be subject to privately owned rights.
THIS DOCUMENT IS THE PROPERTY OF HER BRITANNIC MAJESTY'S GOVERNMENT, and is issued for the information of such persons only as need to know its contents in the course of their official duties. Any person finding this document should hand it to a British forces unit or to a police station for its safe return to the MINISTRY OF DEFENCE (Dsy (Pol)), MAIN BUILDING, WHITEHALL, LONDON SW1A 2HB with particulars of how and where found. THE UNAUTHORIZED RETENTION OR DESTRUCTION OF THIS DOCUMENT MAY BE AN OFFENCE UNDER THE OFFICIAL SECRETS ACTS OF 1911-1989. (When released to persons outside Government service, this document is issued on a personal basis and the recipient to whom it may be entrusted in confidence, within the provision of the Official Secrets Acts 1911-1989, is personally responsible for its safe custody and for seeing that its contents are disclosed only to authorized persons).			

FV430 SERIES VEHICLES, ALL MARKS
MODIFICATION INSTRUCTION NO. 1

SUBJECT: Distribution panel

CANCELLATION

INTRODUCTION

1 AESP 2350-T-250-811 Mod Instr No. 1, EMER E107 Mod Instr 6 is hereby cancelled. The details of this modification have been incorporated into the build standard.

ACTION

- 2 Amend AESP 2350-T-250-811 Mod Instr 1, EMER E 107 modification index accordingly
- 3 File this Page 1/2 in place of Mod Instr No. 6 dated May 68, all pages of which are to be destroyed.

CONDITIONS OF RELEASE			
1	This information is released by the UK Government for Defence purposes only.	3	This information may be disclosed only within the Defence Department of the recipient Government, except as otherwise authorized by Ministry of Defence (Army).
2	This information must be afforded the same degree of protection as that afforded to information of an equivalent security marking originated by the recipient Government or as required by the recipient Government's security regulations.	4	This information may be subject to privately owned rights.

THIS DOCUMENT IS THE PROPERTY OF HER BRITANNIC MAJESTY'S GOVERNMENT, and is issued for the information of such persons only as need to know its contents in the course of their official duties. Any person finding this document should hand it to a British forces unit or to a police station for its safe return to the MINISTRY OF DEFENCE (Dsy (Pol)), MAIN BUILDING, WHITEHALL, LONDON SW1A 2HB with particulars of how and where found. THE UNAUTHORIZED RETENTION OR DESTRUCTION OF THIS DOCUMENT MAY BE AN OFFENCE UNDER THE OFFICIAL SECRETS ACTS OF 1911-1989. (When released to persons outside Government service, this document is issued on a personal basis and the recipient to whom it may be entrusted in confidence, within the provision of the Official Secrets Acts 1911-1989, is personally responsible for its safe custody and for seeing that its contents are disclosed only to authorized persons).

FV430 SERIES VEHICLES, ALL MARKS
MODIFICATION INSTRUCTION NO. 1

SUBJECT: Gearbox throttle valve

CANCELLATION

INTRODUCTION

1 AESP 2350-T-250-811 Mod Instr No. 1, EMER E107 Mod Instr 7 is hereby cancelled. The details of this modification have been incorporated into the build standard.

ACTION

- 2 Amend AESP 2350-T-250-811 Mod Instr 1, EMER E 107 modification index accordingly
- 3 File this Page 1/2 in place of Mod Instr No. 7 dated Jul 68, all pages of which are to be destroyed.

CONDITIONS OF RELEASE			
1	This information is released by the UK Government for Defence purposes only.	3	This information may be disclosed only within the Defence Department of the recipient Government, except as otherwise authorized by Ministry of Defence (Army).
2	This information must be afforded the same degree of protection as that afforded to information of an equivalent security marking originated by the recipient Government or as required by the recipient Government's security regulations.	4	This information may be subject to privately owned rights.
THIS DOCUMENT IS THE PROPERTY OF HER BRITANNIC MAJESTY'S GOVERNMENT, and is issued for the information of such persons only as need to know its contents in the course of their official duties. Any person finding this document should hand it to a British forces unit or to a police station for its safe return to the MINISTRY OF DEFENCE (Dsy (Pol)), MAIN BUILDING, WHITEHALL, LONDON SW1A 2HB with particulars of how and where found. THE UNAUTHORIZED RETENTION OR DESTRUCTION OF THIS DOCUMENT MAY BE AN OFFENCE UNDER THE OFFICIAL SECRETS ACTS OF 1911-1989. (When released to persons outside Government service, this document is issued on a personal basis and the recipient to whom it may be entrusted in confidence, within the provision of the Official Secrets Acts 1911-1989, is personally responsible for its safe custody and for seeing that its contents are disclosed only to authorized persons).			

FV430 SERIES VEHICLES, ALL MARKS
MODIFICATION INSTRUCTION NO. 1

SUBJECT: Battery ventilation pipe

CANCELLATION

INTRODUCTION

1 AESP 2350-T-250-811 Mod Instr No. 1, EMER E107 Mod Instr 8 is hereby cancelled. The details of this modification have been incorporated into the build standard.

ACTION

- 2 Amend AESP 2350-T-250-811 Mod Instr 1, EMER E 107 modification index accordingly
- 3 File this Page 1/2 in place of Mod Instr No. 8 dated Oct 68, all pages of which are to be destroyed.

CONDITIONS OF RELEASE			
1	This information is released by the UK Government for Defence purposes only.	3	This information may be disclosed only within the Defence Department of the recipient Government, except as otherwise authorized by Ministry of Defence (Army).
2	This information must be afforded the same degree of protection as that afforded to information of an equivalent security marking originated by the recipient Government or as required by the recipient Government's security regulations.	4	This information may be subject to privately owned rights.

THIS DOCUMENT IS THE PROPERTY OF HER BRITANNIC MAJESTY'S GOVERNMENT, and is issued for the information of such persons only as need to know its contents in the course of their official duties. Any person finding this document should hand it to a British forces unit or to a police station for its safe return to the MINISTRY OF DEFENCE (Dsy (Pol)), MAIN BUILDING, WHITEHALL, LONDON SW1A 2HB with particulars of how and where found. THE UNAUTHORIZED RETENTION OR DESTRUCTION OF THIS DOCUMENT MAY BE AN OFFENCE UNDER THE OFFICIAL SECRETS ACTS OF 1911-1989. (When released to persons outside Government service, this document is issued on a personal basis and the recipient to whom it may be entrusted in confidence, within the provision of the Official Secrets Acts 1911-1989, is personally responsible for its safe custody and for seeing that its contents are disclosed only to authorized persons).

FV430 SERIES VEHICLES, ALL MARKS
MODIFICATION INSTRUCTION NO. 1

SUBJECT: Power tool socket

CANCELLATION

INTRODUCTION

1 AESP 2350-T-250-811 Mod Instr No. 1, EMER E107 Mod Instr 11 is hereby cancelled. The power tool facility has been removed by AESP 2350-T-250-821 Gen Instr 5. The power tool socket and associated wiring will be removed during base overhaul.

ACTION

- 2 Amend AESP 2350-T-250-811 Mod Instr 1, EMER E 107 modification index accordingly
- 3 File this Page 1/2 in place of Mod Instr No. 11 dated Jul 68, all pages of which are to be destroyed.

CONDITIONS OF RELEASE			
1	This information is released by the UK Government for Defence purposes only.	3	This information may be disclosed only within the Defence Department of the recipient Government, except as otherwise authorized by Ministry of Defence (Army).
2	This information must be afforded the same degree of protection as that afforded to information of an equivalent security marking originated by the recipient Government or as required by the recipient Government's security regulations.	4	This information may be subject to privately owned rights.
THIS DOCUMENT IS THE PROPERTY OF HER BRITANNIC MAJESTY'S GOVERNMENT, and is issued for the information of such persons only as need to know its contents in the course of their official duties. Any person finding this document should hand it to a British forces unit or to a police station for its safe return to the MINISTRY OF DEFENCE (Dsy (Pol)), MAIN BUILDING, WHITEHALL, LONDON SW1A 2HB with particulars of how and where found. THE UNAUTHORIZED RETENTION OR DESTRUCTION OF THIS DOCUMENT MAY BE AN OFFENCE UNDER THE OFFICIAL SECRETS ACTS OF 1911-1989. (When released to persons outside Government service, this document is issued on a personal basis and the recipient to whom it may be entrusted in confidence, within the provision of the Official Secrets Acts 1911-1989, is personally responsible for its safe custody and for seeing that its contents are disclosed only to authorized persons).			

FV430 SERIES VEHICLES, ALL MARKS
MODIFICATION INSTRUCTION NO. 1

SUBJECT: Engine starter switches

CANCELLATION

INTRODUCTION

1 AESP 2350-T-250-811 Mod Instr No. 1, EMER E107 Mod Instr 12 is hereby cancelled. The details of this modification have been incorporated into the build standard.

ACTION

- 2 Amend AESP 2350-T-250-811 Mod Instr 1, EMER E 107 modification index accordingly
- 3 File this Page 1/2 in place of Mod Instr No. 12 dated Feb 69, all pages of which are to be destroyed.

CONDITIONS OF RELEASE			
1	This information is released by the UK Government for Defence purposes only.	3	This information may be disclosed only within the Defence Department of the recipient Government, except as otherwise authorized by Ministry of Defence (Army).
2	This information must be afforded the same degree of protection as that afforded to information of an equivalent security marking originated by the recipient Government or as required by the recipient Government's security regulations.	4	This information may be subject to privately owned rights.
<p>THIS DOCUMENT IS THE PROPERTY OF HER BRITANNIC MAJESTY'S GOVERNMENT, and is issued for the information of such persons only as need to know its contents in the course of their official duties. Any person finding this document should hand it to a British forces unit or to a police station for its safe return to the MINISTRY OF DEFENCE (Dsy (Pol)), MAIN BUILDING, WHITEHALL, LONDON SW1A 2HB with particulars of how and where found. THE UNAUTHORIZED RETENTION OR DESTRUCTION OF THIS DOCUMENT MAY BE AN OFFENCE UNDER THE OFFICIAL SECRETS ACTS OF 1911-1989. (When released to persons outside Government service, this document is issued on a personal basis and the recipient to whom it may be entrusted in confidence, within the provision of the Official Secrets Acts 1911-1989, is personally responsible for its safe custody and for seeing that its contents are disclosed only to authorized persons).</p>			

FV430 SERIES VEHICLES, ALL MARKS
MODIFICATION INSTRUCTION NO. 1

SUBJECT: Distribution panel

CANCELLATION

INTRODUCTION

1 AESP 2350-T-250-811 Mod Instr No. 1, EMER E107 Mod Instr 13 is hereby cancelled. The details of this modification have been incorporated into the build standard.

ACTION

- 2 Amend AESP 2350-T-250-811 Mod Instr 1, EMER E 107 modification index accordingly
- 3 File this Page 1/2 in place of Mod Instr No. 13 dated Jul 69, all pages of which are to be destroyed.

CONDITIONS OF RELEASE
(Applicable to copies supplied with Ministry of Defence
approval to Commonwealth and Foreign Governments)

1. This information is released by the United Kingdom Government to the recipient Government for Defence purposes only.
2. This information must be accorded the same degree of security protection as that accorded thereto by the United Kingdom Government.
3. This information may be disclosed only within the Defence Department of the recipient Government, except as otherwise authorized by the Ministry of Defence.
4. This information may be subject to privately owned rights.

CARRIER, PERSONNEL, FULL TRACKED, FV 432, MK 2 AND 2/1
(Code: 0040.0111; 0040.0112)

CARRIER, MAINTENANCE, FULL TRACKED, FV 434, MK 1 AND 1/1
(Code: 0070.0140; 0070.0141)

LAUNCHER, GUIDED MISSILE, CARRIER MOUNTED, FULL TRACKED, FV 438
(Code: 0740.0180)

RADIO STATION, CARRIER MOUNTED, FULL TRACKED, FV 439, MK 2/1
(Code: 0750.0172)

TELEGRAPH STATION, CARRIER MOUNTED, FULL TRACKED, FV 439, MK 2/1
(Code: 0760.0172)

TELEPHONE EXCHANGE, CARRIER MOUNTED, FULL TRACKED, FV 439, MK 2/1
(Code: 0765.0172)

TECHNICAL HANDBOOK - MODIFICATION INSTRUCTION

- Notes: 1. These Pages 1-2, Issue 2, supersede Pages 1-2, Issue 1, dated Jun 70. Para 1.e. has been amended.
2. This instruction is to be read in conjunction with Tkd Veh E 109, Misc Instr No 13.

SUB-TITLE: Installation of a K60 Mk 4F engine in a Mk 6F power pack

1. Introduction

a. The object of this instruction, which concerns the embodiment of three separate modifications, is to modify K60 Mk 4F engines to the Mk 6F Standard and thus reduce the problem of interchangeability between engines and power packs. Further modification is necessary to complete standardization (Tkd Veh E 109 Misc Instr No 13 refers).

b. All three modifications contained in this instruction are, for the sake of simplicity, dealt with separately throughout this text.

c. K60 Engine Mk 4F. Sump Adapter Elbow - Approval 29657

To allow a Mk 4F engine to be fitted into a Mk 6F power pack, a new engine sump adapter elbow pipe is to be fitted as the existing Mk 6F engine elbow is too large.

d. F.I.P. Return and Spill Pipe Rigidity - Approval 27103

To make a more rigid assembly and prevent fatigue breakage of fuel lines, the fuel spill return pipe at the f.i.p. and injector leak-off pipe are led to a bracket mounted on the engine top cover.

e. Engine Crankcase Breather Pipe - Authority A/58/MODS/1237

To allow the large bore breather pipe to be fitted, the small bore breather orifice on the engine front cover is blanked off with a washer and plug. This applies to engines where Pwr S 567/1 Mod Instr No 18 (Approval 27048) has been incorporated.

2. Priority: Group 'B' (Mgmt N 097 refers).

3. Estimated time required:-

Stripping and assembling: 3.1/2 man-hours

4. Items affected:-

- a. Engine oil feed pipe.
- b. Fuel injection pump spill return and injector leak-off pipes.
- c. Engine breather pipe.

5. Action required by:-

a. Units authorized to carry out field or base repairs

(1) When fitting a Mk 4F engine in a Mk 6F power pack, demand the stores required and carry out this modification.

(2) Record completion of modification and Army Modification Code in equipment log book.

b. All recipients of this EMER

Add particulars to Tkd Veh E 107 Mod Instr Index.

Note: These Pages 3-4, Issue 2, supersede Pages 3-4, Issue 1, dated Jun 70. Para 6b has been amended.

6. Stores, tools and equipment:-

a. Stores to be demanded

The following stores are to be demanded as a set, quoting the registration number of the vehicle, and this EMER as the authority for demand

<u>VAOS</u> <u>Section</u>	<u>Part No</u>	<u>Designation</u>	<u>Qty</u> <u>per eqpt</u>
LV 10	MOD 27103	Mod set: Fuel Return and Spill Pipes	1
Comprising:-			
LV 10	2910-99-808-1136 (FV 668254)	Bracket, spill pipes	(1) }
LV 10	2910-99-808-1137 (FV 668256)	Bracket, spill pipes	(1) }
LV 10	2815-99-808-1138 (FV 668266)	Pipe assy	(1) }
LV 10	2815-99-808-1139 (FV 668270)	Pipe assy	(1) }
LV 10	2815-99-808-1140 (FV 668260)	Pipe, spill off	(1) }
LV6/MT1	5340-99-809-2303 (CK 3321)	Clip	(2) }
	UA 1252	Washer	(2) }
G1	5305-99-941-6284	Bolt, steel, hex hd, UNF 1/4 in. x 1/2 in.	(1) }
G1	5310-99-941-0924	Nut, steel, UNF 1/4 in.	(1) }
G1	5310-99-941-7072	Washer	(2) }

Approval
27103

b. Stores to be demanded separately

<u>VAOS</u> <u>Section</u>	<u>Part No</u>	<u>Designation</u>	<u>Qty</u> <u>per eqpt</u>
LV9/ACR	2940-99-809-0846 (FV 650962)	Pipe, oil	1 Approval 29657
LV 10	5330-99-866-7528	Ring, sealing, 1.234 in. i.d. x 0.139 in.	1
LV 10	4730-99-865-2369	Plug, screwed, blanking, 5/8 in. UNF	1) Authy A/58/
LV 10	5310-99-865-1479	Washer, flat, aluminium 5/8 in. i.d.	1) MODS/ 1237

c. Stores to be removed and returned to RAOC (RSD)

LV 10	2910-99-802-7304	Pipe assy	1)
LV 10	2910-99-809-2096 (FV 454420)	Leak-off pipe assy	1) Approval 27103

<u>VAOS</u> <u>Section</u>	<u>Part No</u>	<u>Designation</u>	<u>Qty per eqpt</u>
LV9/ACR	2990-99-808-1277 (FV 650901)	Pipe, oil	1) Approval 29657
	FV 142014	Blanking cover	1)
LV6/MT1	4730-99-801-2025	Union, d.e. 5/8 in. UNF	1) Authy
		Bolt, 5/16 in. UNF	2) A/58/
		Washer, flat, 5/16 in.	2) MODS/ 1237

Note: The items quoted in para 6.c. are to be returned with the exchanged Mk 6F engine.

7. Sequence of operations:-

a. K60 Engine Mk 4F. Sump Adapter Elbow - Approval 29657

- (1) Refer to ISPL Army Code No 14660, Plate A89.
 - (a) Remove and return to RAOC the oil pipe elbow (FV 650901, item 2) from oil tank to engine feed pipe (FV 650905) retaining fixing items.
- (2) Fit the new oil pipe elbow (FV 650962) listed in para 6.b. in its place securing with the retained fixing items.

b. Engine Crankcase Breather Pipe - Authy A/58/MODS/1237

- (1) Remove blanking cover (FV 142014) from engine front cover and connect up the large bore breather pipe from the oil tank to the front cover using the original fixing items from the exchanged engine.
- (2) Remove the 5/8 in. UNF d.e. union from the small bore breather pipe aperture on the engine front cover and fit washer and plug provided as listed at para 6.b.

c. F.I.P. Return and Spill Pipe Rigidity - Approval 27103

- (1) Refer to ISPL Army Code No 14660, Plate A70.
 - (a) Remove and return to RAOC, the spill pipe (FV 454420, item 6), f.i.p. to tank, and injector leak-off pipe assy (2910-99-802-7304, item 10) retaining the two banjo bolts.
- (2) See Fig 1.
 - (a) Fit the spill pipe bracket (FV 668254) provided to engine top cover using existing bolts as shown.
 - (b) Fit the new spill pipe bracket (FV 668256) provided to thermostat housing flange using the existing bolts as shown.
 - (c) Fit the new fuel pump spill pipe (FV 668266) provided and secure, using retained banjo bolts as shown.
 - (d) Fit the two new injector fuel spill pipes (FV 668260, FV 668270) provided to the unions on the new brackets, and secure pipe assy to the TV actuator pipe using the two new clips (CK 3321), 1/4 in. UNF bolt, nut and the two flat washers provided as shown.

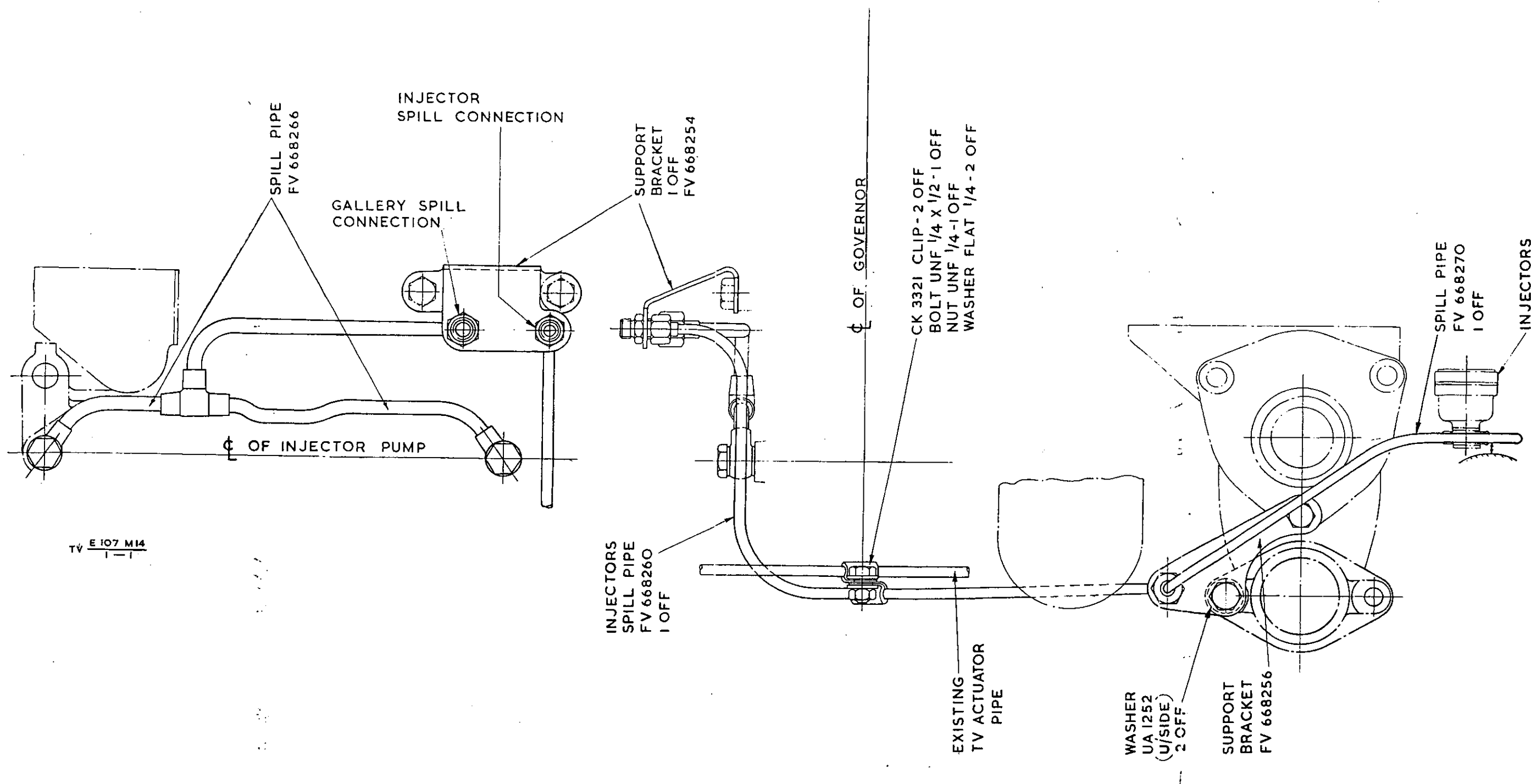


Fig 1 - Fuel pipes - Assembly

FVRDE Approvals 29657/27103/Authy A/58/MODS/1237
Veh Investigation Br 725/01/2

END

The information given in this document is not to be communicated, either directly or indirectly, to the Press or to any person not authorized to receive it.

CONDITIONS OF RELEASE

(Applicable to copies supplied with Ministry of Defence approval to Commonwealth and Foreign Governments)

1. This document contains classified UK information
2. This information is disclosed only for official use by the recipient Government and (if so agreed by HM Government) such of its contractors, under seal of secrecy, as may be engaged on a defence project. Disclosure or release to any other Government, national of another country, any unauthorized person, the Press, or in any other way would be a breach of the conditions under which the document is issued.
3. This information is to be safeguarded under rules designed to give the same standard of security as those maintained by HM Government in the UK.

CARRIER, PERSONNEL, FULL TRACKED. (FV 432) MKS 2 AND 2/1
(Code 0040.0111, 0040.0112)

CARRIER, MAINTENANCE, FULL TRACKED. (FV 434) MKS 1 AND 1/1
(Code 0070.0140, 0070.0141)

LAUNCHER, GUIDED MISSILE, CARRIER MOUNTED, FULL TRACKED (FV 438)
(Code 0740.0180)

RADIO, STATION, CARRIER MOUNTED, FULL TRACKED, (FV 439) MK 2/1
(Code 0750.0172)

TELEGRAPH, STATION, CARRIER MOUNTED, FULL TRACKED (FV 439) MK 2/1
(Code 0760.0172)

TELEGRAPH, EXCHANGE, CARRIER MOUNTED, FULL TRACKED (FV 439) MK 2/1
(Code 0765.0172)

TECHNICAL HANDBOOK - MODIFICATION INSTRUCTION

Note: This instruction is to be read in conjunction with Tkd Veh E 109 Misc Instr No 13

SUB-TITLE Installation of a K.60 Mk.4F engine in a Mk6F power pack.

1. Introduction:

a. The object of this instruction, which concerns the embodiment of four separate modifications, is to modify Mk 4F power packs to the Mk 6F standard and thus reduce the problem of interchangeability between engines and packs. Further modification will be necessary to complete standardisation of the power pack, Tkd Veh E 109 Misc Instr No 13 refers.

b. All four modifications contained in this instruction, are, for the sake of simplicity, dealt with separately throughout this text.

c. K60 engine syphon break pipe re-routed (Approval No 29595)

To prevent reduction of oil pressure, the syphon break pipe is to be re-routed to run behind gearbox output coupling and to join engine oil suction pipe to tank return oil pipe.

d. K60 engine oil suction pipe tank to sump A/58/Mods/1055

Required to fit between the modified oil tank (Tkd Veh E 107 Mod Instr No 32) and engine sump, and to connect up with the new syphon break pipe.

e. Spill return pipes to tank (Approval No 29592)

To prevent possible fatigue of fuel spill pipes, two new pipes are to be fitted with an improved run. This instruction is only required on a Mk 6F engine incorporating Tkd Veh E 107 Mod Instr No 14, (Approval 27103), when fitted to a Mk 4F power pack.

f. Power pack K60 No 4 Firewire protection (Approval No 29693)

To prevent firewire being damaged by fouling, when a Mk 6 engine with the larger oil intake elbow is fitted to a Mk 4 power pack, a protective tape is to be wrapped around firewire at this location.

2. Priority: Group 'B' (Mgmt N 097 refers).

3. Estimated time required: Stripping and assembling 2 man-hours) With
Embodiment: 1 man-hour) Power
pack removed

4. Items affected:-

a. Pipe, injectors, leak off LV9 ACR 4710-99-802-5249 (FV 602691) on (Approval 29592).

b. Engine oil syphon break, oil tank return and tank breather pipe on (Approval 29595).

c. Firewire element, 6 ft 6 in. long (FV 62012/78), on (Approval 29693).

d. Oil suction pipe assembly (FV 585731/586006) on authority A/58/MODS/1055.

5. Action required by:-

a. Units and establishments holding equipment

(1) Enter EMER No sub-title and Army Modification Code in equipment logbook.

(2) Demand the modification kits required. Automatic issue will be made BAOR units.

(3) On receipt of stores, request REME to modify equipment.

Note: These Pages 3-4, Issue 2, supersede Pages 3-4, Issue 1, dated May 70. Paragraph 6.b, has been amended.

b. Units authorized to carry out field or base repairs

(1) When requested by units, or during overhaul, carry out this modification.

(2) Record completion of modification in equipment log book against appropriate entry.

c. All recipients of this EMER

Add particulars to Tkd Veh E 107 Mod Instr Index.

6. Stores, tools and equipment:-

a. Stores to be demanded

The following stores are to be demanded as a set, quoting the registration number of the vehicle, and this EMER as the authority for demand:-

<u>VAOS</u> <u>Section</u>	<u>Part No</u>	<u>Designation</u>	<u>Qty</u> <u>per eqpt</u>
LV10	MOD 29592	Mod set, Fuel Return and	1
	290-99-816-6221	Spill Pipes	
		comprising:-	
LV9ACR	2910-99-809-2386	Pipe	Approval (1)
	(FV 650861)		
LV9ACR	2910-99-809-2387	Pipe	29592 (1)
	(FV 650863)		
LV9ACR	MOD 29595	Mod set, Syphon Break Pipe	1
		comprising:-	
LV9ACR	2590-99-808-5003	Pipe, steel, return to tank	Approval (1)
	(FV 650979)		
LV9ACR	2590-99-808-5004	Pipe, copper, breather	29595 (1)
	(FV 650948)		
LV9ACR	NIV 5	Installation kit	1
		comprising:-	
	FV 650905	Pipe, oil suction, tank to sump	(1)
LV6MTI	4730-99-804-4698	Union	Auth A/58/ (1)
LV6ACR	5310-99-867-4755	Washer	MODS/1055 (1)

b. Stores to be obtained locally

<u>VAOS Section</u>	<u>Part No</u>	<u>Designation</u>	<u>Qty per eqpt</u>
G1	5310-99-941-8899	Nut brass hex 7/16 in. UNF (Approval 29595)	1
LV6MT1	8030-99-806-7982	Tape protective 1/16 in. i.d. x 1/8 in.o.d. (Approval 29693)	2 ft
LV6MT1	5330-99-808-1282	Ring sealing, 1.5/8 in. i.d. x 3/32 in.	1

c. Stores to be removed and reduced to produce

LV9ACR	4710-99-802-5249 (FV 602691)	Pipe, injector, leak-off	} (Approval 29592)	1
-	FV 602724	Clip		1
LV9ACR	4710-99-802-3377 (FV 602660)	Pipe, steel, return to tank	} (Approval 29595)	1
LV9ACR	4710-99-867-4769 (FV 585813)	Pipe, copper alloy, breather		1
LV9ACR	4730-99-867-4754 FV/585731/ FV 586006	Adapter Pipe, oil suction, tank to sump	} (Authority A/58/MODS/ 1055)	1

d. Stores to be modified

LV9ACR	4710-99-802-4082 (FV 602465)	Pipe, breather, bottom	(Approval 29595)	1
--------	---------------------------------	------------------------	---------------------	---

7. Sequence of operations:-

Fuel return and spill pipes

a. Refer to ISPL Army Code No 14660, Plate C8

(1) Remove injection leak-off pipe (FV 602691 , item 63) and discard clip (FV 602724, item 65) from K60 engine fuel system.

b. See Fig 1.

(1) Fit the new injector leak off pipe (FV 650861) provided, to front union of bracket fitted to engine top cover and flexible pipe to tank, as shown.

(2) Fit new f.i.p. spill pipe (FV 650863) provided, to rear union of bracket fitted to engine top cover and T union of filter to tank line as shown.

Oil suction pipe assembly

c. Refer to ISPL Army Code No 146680 Plate A 89, Item 1 and 2, and plate A 88, Item 12.

- (1) See Fig.2. Remove existing oil suction pipe assembly (FV 585731/FV 586006) connected between engine oil tank and engine sump. Remove adapter (LV9ACR 4730-99-867-4754) from engine oil tank.
- (2) Fit double ended union (LV6MT1 473-99-804-4698) into oil tank and connect up new oil suction pump assembly (FV 650905) between tank and sump

Syphon break pipe

d. Refer to ISPL Army Code No 14660 Plate A89.

- (1) Remove oil return pipe (FV 60260, item 13) and small breather pipe (FV 585813, item 3) from oil lubrication system.
- (2) See Fig. 2.

- (a) Fit new oil return pipe (FV 650979), and breather pipe (FV 650948) provided as shown.

Note: When new breather pipe is fitted to later engine oil suction pipe (fabricated type), it will be necessary to bend breather pipe to suit lower fitting.

- (b) Blank off one end of the 7/16 in.UNF brass nut, listed in para 6.b, and fit to exposed end of adapter on breather pipe (FV 602465, item 4), as shown.

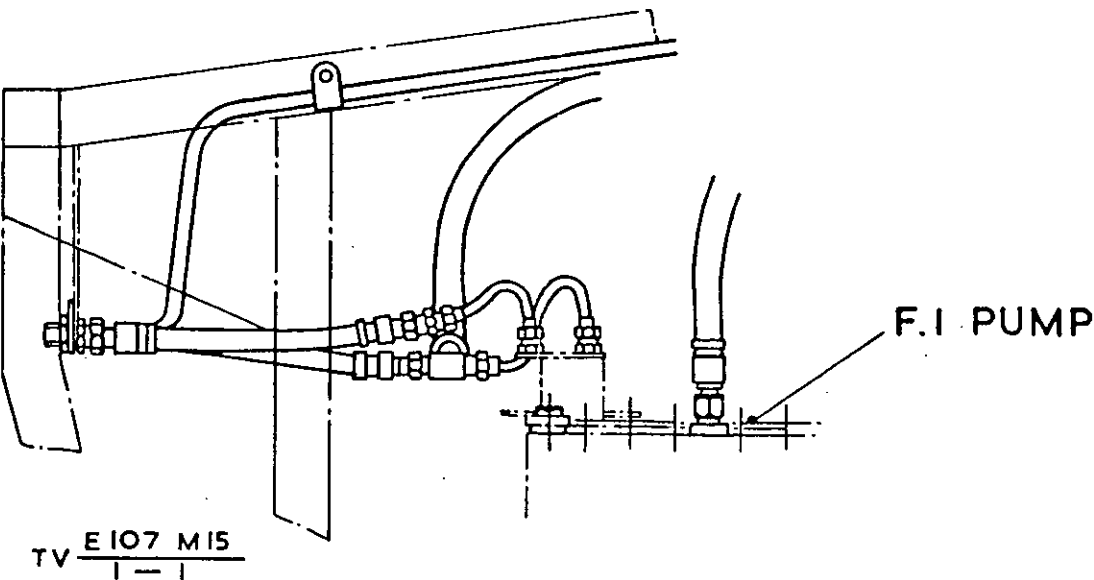
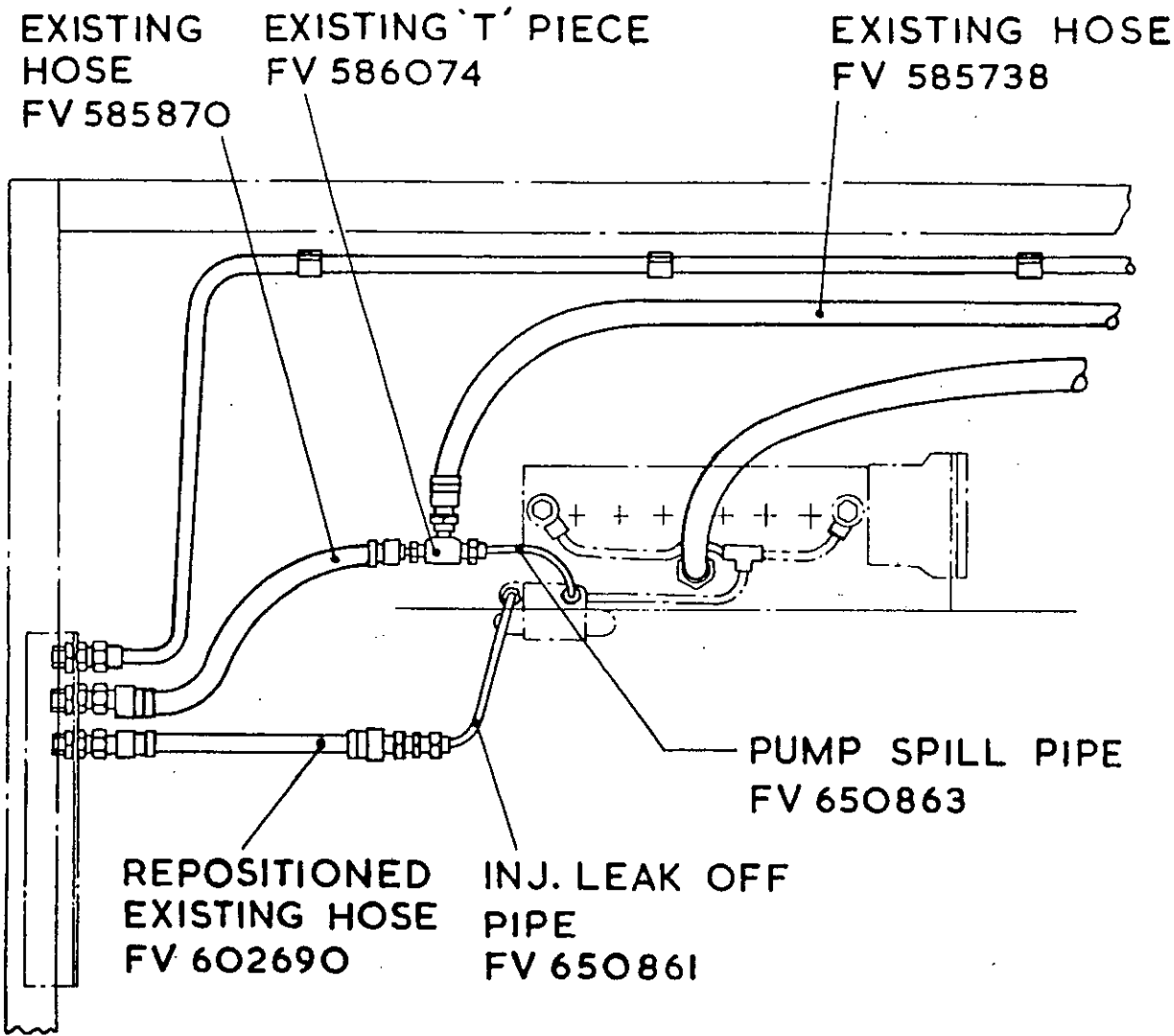
Power pack, K60, Firewire protection

e. Refer to ISPL Army Code No 14660, Plate L16.

- (1) Slacken the rear two clips (item 3) of the four, securing the firewire element (item 5) to power pack r.h. longitudinal member.
- (2) Fit the protective tape (LV6MT1 8030-99-806-7982) listed in para 6.a, over the complete length of firewire element between the slackened clips. (i.e adjacent to sump oil intake elbow).

Note: Care must be taken that firewire element is not unnecessarily bent

f. Retighten the two slackened firewire clips.

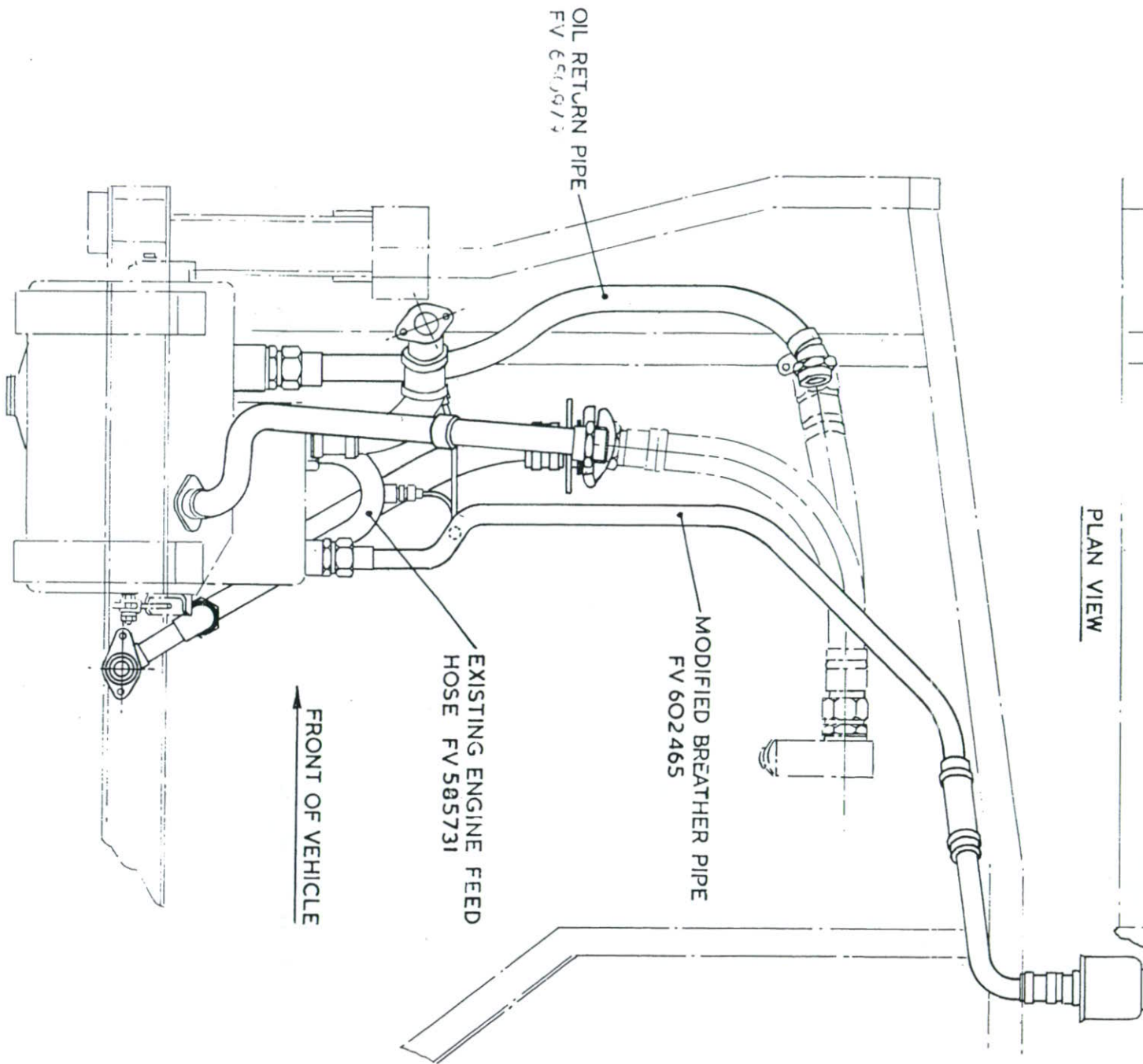


RESTRICTED

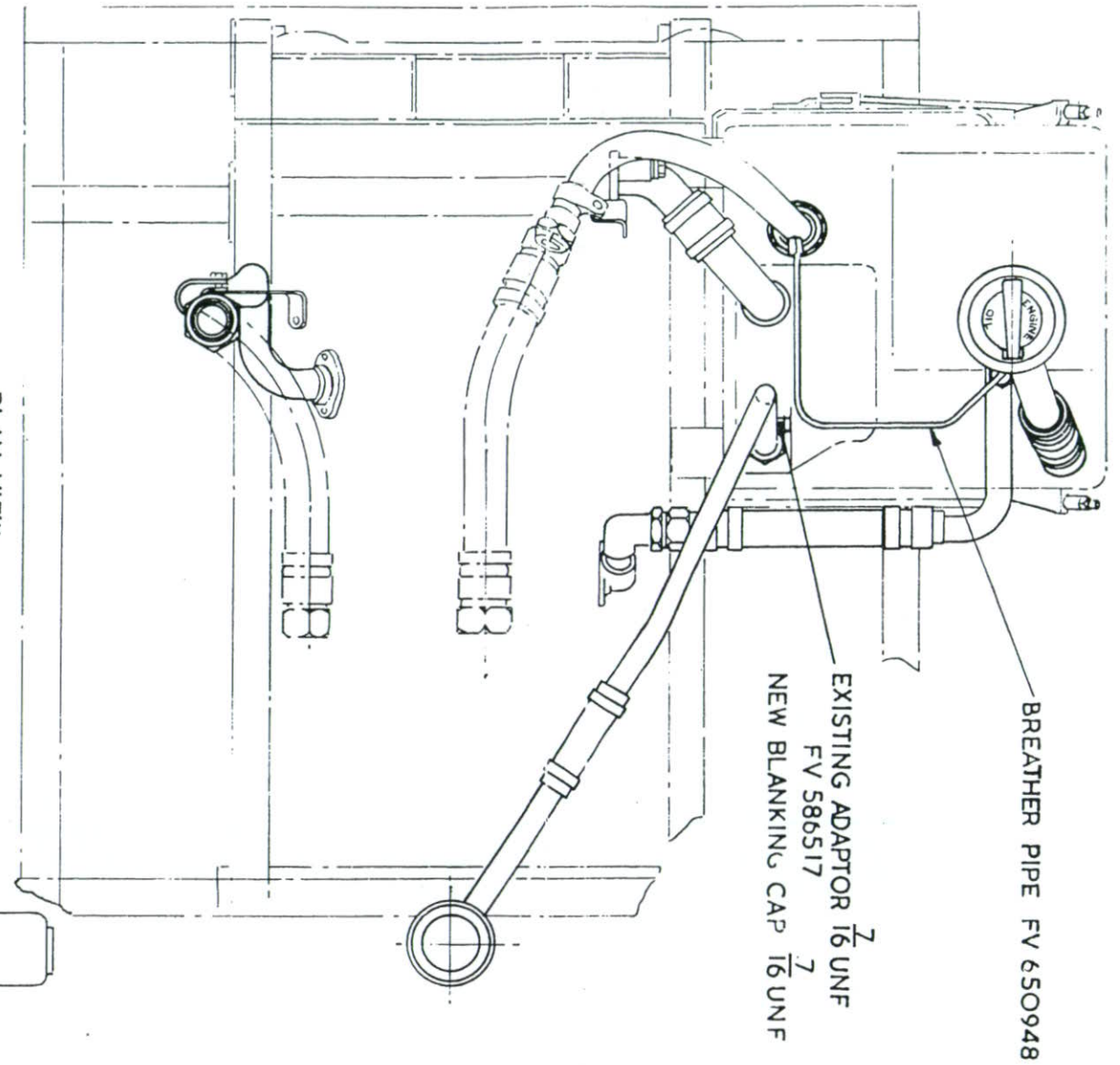
TV E107 MIS
1-2

LHS ELEVATION

DIMENSIONS IN INCHES



PLAN VIEW



FVRDE Approvals: 29592
29595
29693
A/58/MODS/1055
725/01/1
Def and Mods

Fig 2 - Oil tank and pipes assembly
END

RESTRICTED

CONDITIONS OF RELEASE			
1	This information is released by the UK Government for Defence purposes only.	3	This information may be disclosed only within the Defence Department of the recipient Government, except as otherwise authorized by Ministry of Defence (Army).
2	This information must be afforded the same degree of protection as that afforded to information of an equivalent security marking originated by the recipient Government or as required by the recipient Government's security regulations.	4	This information may be subject to privately owned rights.

THIS DOCUMENT IS THE PROPERTY OF HER BRITANNIC MAJESTY'S GOVERNMENT, and is issued for the information of such persons only as need to know its contents in the course of their official duties. Any person finding this document should hand it to a British forces unit or to a police station for its safe return to the MINISTRY OF DEFENCE (Dsy (Pol)), MAIN BUILDING, WHITEHALL, LONDON SW1A 2HB with particulars of how and where found. THE UNAUTHORIZED RETENTION OR DESTRUCTION OF THIS DOCUMENT MAY BE AN OFFENCE UNDER THE OFFICIAL SECRETS ACTS OF 1911-1989. (When released to persons outside Government service, this document is issued on a personal basis and the recipient to whom it may be entrusted in confidence, within the provision of the Official Secrets Acts 1911-1989, is personally responsible for its safe custody and for seeing that its contents are disclosed only to authorized persons).

FV430 SERIES VEHICLES, ALL MARKS
MODIFICATION INSTRUCTION NO. 1

SUBJECT: Steering cross-shaft bearings

CANCELLATION

INTRODUCTION

1 AESP 2350-T-250-811 Mod Instr No. 1, EMER E107 Mod Instr 16 is hereby cancelled. The details of this modification have been incorporated into the build standard.

ACTION

- 2 Amend AESP 2350-T-250-811 Mod Instr 1, EMER E 107 modification index accordingly
- 3 File this Page 1/2 in place of Mod Instr No. 16 dated Nov 70, all pages of which are to be destroyed.

CONDITIONS OF RELEASE			
1	This information is released by the UK Government for Defence purposes only.	3	This information may be disclosed only within the Defence Department of the recipient Government, except as otherwise authorized by Ministry of Defence (Army).
2	This information must be afforded the same degree of protection as that afforded to information of an equivalent security marking originated by the recipient Government or as required by the recipient Government's security regulations.	4	This information may be subject to privately owned rights.
THIS DOCUMENT IS THE PROPERTY OF HER BRITANNIC MAJESTY'S GOVERNMENT, and is issued for the information of such persons only as need to know its contents in the course of their official duties. Any person finding this document should hand it to a British forces unit or to a police station for its safe return to the MINISTRY OF DEFENCE (Dsy (Pol)), MAIN BUILDING, WHITEHALL, LONDON SW1A 2HB with particulars of how and where found. THE UNAUTHORIZED RETENTION OR DESTRUCTION OF THIS DOCUMENT MAY BE AN OFFENCE UNDER THE OFFICIAL SECRETS ACTS OF 1911-1989. (When released to persons outside Government service, this document is issued on a personal basis and the recipient to whom it may be entrusted in confidence, within the provision of the Official Secrets Acts 1911-1989, is personally responsible for its safe custody and for seeing that its contents are disclosed only to authorized persons).			

FV430 SERIES VEHICLES, ALL MARKS
MODIFICATION INSTRUCTION NO. 1

SUBJECT: Gearbox breather enlargement

CANCELLATION

INTRODUCTION

1 AESP 2350-T-250-811 Mod Instr No. 1, EMER E107 Mod Instr 17 is hereby cancelled. The details of this modification have been incorporated into the build standard.

ACTION

- 2 Amend AESP 2350-T-250-811 Mod Instr 1, EMER E 107 modification index accordingly
- 3 File this Page 1/2 in place of Mod Instr No. 17 dated Oct 70, all pages of which are to be destroyed.

CONDITIONS OF RELEASE			
1	This information is released by the UK Government for Defence purposes only.	3	This information may be disclosed only within the Defence Department of the recipient Government, except as otherwise authorized by Ministry of Defence (Army).
2	This information must be afforded the same degree of protection as that afforded to information of an equivalent security marking originated by the recipient Government or as required by the recipient Government's security regulations.	4	This information may be subject to privately owned rights.
<p>THIS DOCUMENT IS THE PROPERTY OF HER BRITANNIC MAJESTY'S GOVERNMENT, and is issued for the information of such persons only as need to know its contents in the course of their official duties. Any person finding this document should hand it to a British forces unit or to a police station for its safe return to the MINISTRY OF DEFENCE (Dsy (Pol)), MAIN BUILDING, WHITEHALL, LONDON SW1A 2HB with particulars of how and where found. THE UNAUTHORIZED RETENTION OR DESTRUCTION OF THIS DOCUMENT MAY BE AN OFFENCE UNDER THE OFFICIAL SECRETS ACTS OF 1911-1989. (When released to persons outside Government service, this document is issued on a personal basis and the recipient to whom it may be entrusted in confidence, within the provision of the Official Secrets Acts 1911-1989, is personally responsible for its safe custody and for seeing that its contents are disclosed only to authorized persons).</p>			

FV430 SERIES VEHICLES, ALL MARKS

MODIFICATION INSTRUCTION NO. 1

SUBJECT: Final drive input flanges

CANCELLATION

INTRODUCTION

1 AESP 2350-T-250-811 Mod Instr No. 1, EMER E107 Mod Instr 18 is hereby cancelled. The details of this modification have been incorporated into the build standard.

ACTION

- 2 Amend AESP 2350-T-250-811 Mod Instr 1, EMER E 107 modification index accordingly
- 3 File this Page 1/2 in place of Mod Instr No. 18 dated Jun 75, all pages of which are to be destroyed.

CONDITIONS OF RELEASE			
1	This information is released by the UK Government for Defence purposes only.	3	This information may be disclosed only within the Defence Department of the recipient Government, except as otherwise authorized by Ministry of Defence (Army).
2	This information must be afforded the same degree of protection as that afforded to information of an equivalent security marking originated by the recipient Government or as required by the recipient Government's security regulations.	4	This information may be subject to privately owned rights.
THIS DOCUMENT IS THE PROPERTY OF HER BRITANNIC MAJESTY'S GOVERNMENT, and is issued for the information of such persons only as need to know its contents in the course of their official duties. Any person finding this document should hand it to a British forces unit or to a police station for its safe return to the MINISTRY OF DEFENCE (Dsy (Pol)), MAIN BUILDING, WHITEHALL, LONDON SW1A 2HB with particulars of how and where found. THE UNAUTHORIZED RETENTION OR DESTRUCTION OF THIS DOCUMENT MAY BE AN OFFENCE UNDER THE OFFICIAL SECRETS ACTS OF 1911-1989. (When released to persons outside Government service, this document is issued on a personal basis and the recipient to whom it may be entrusted in confidence, within the provision of the Official Secrets Acts 1911-1989, is personally responsible for its safe custody and for seeing that its contents are disclosed only to authorized persons).			

FV430 SERIES VEHICLES, ALL MARKS
MODIFICATION INSTRUCTION NO. 1

SUBJECT: Radiator vent pipe

CANCELLATION

INTRODUCTION

1 AESP 2350-T-250-811 Mod Instr No. 1, EMER E107 Mod Instr 19 is hereby cancelled. The details of this modification have been incorporated into the build standard.

ACTION

- 2 Amend AESP 2350-T-250-811 Mod Instr 1, EMER E 107 modification index accordingly
- 3 File this Page 1/2 in place of Mod Instr No. 19 dated Mar 69, all pages of which are to be destroyed.

CARRIER, PERSONNEL, FULL TRACKED, FV432, MK 1, 1/1, 2 AND 2/1
(0040.0110, 0040.0113, 0040.0111, 0040.0112)

GUN, SELF-PROPELLED, 105MM FIELD GUN, ABBOT, FV433
(0600.0000)

CARRIER, MAINTENANCE, FULL-TRACKED, FV434
(0070.0140)

TECHNICAL HANDBOOK - MODIFICATION INSTRUCTION

SUB-TITLE: Testing of transfer gearbox

1. Introduction

To give an indication of which oil seal is leaking when testing, a second hole is to be drilled in flywheel casing.

2. Priority: Group 'C' (Mgmt N 097 refers).

3. Estimated time required

Embodiment: 1/2 man-hour.

4. Item affected: Flywheel casing

5. Action required by:-

a. Units authorized to carry out base repairs

(1) During overhaul carry out this modification.

(2) Record completion of modification in equipment log-book.

b. All recipients of this EMER

Add particulars to Tkd Veh E 107 Mod Instr Index.

6. Stores, tools and equipment

Stores to be modified

<u>VAOS</u> <u>Section</u>	<u>Part No</u>	<u>Designation</u>	<u>Qty</u> <u>per veh</u>
-	FV 450927	Casing flywheel and flex plate drive	1

7. Sequence of operations

a. Refer to ISPL plates illustrating 'Engine, Flywheel and Coupling' for these particular vehicles.

b. See Fig 1: Drill an additional 3/16 in. diameter hole in flywheel casing (FV 450935, item 16 or FV 149987, item 16) adjacent to internal web at dimensions shown.

~~RESTRICTED~~

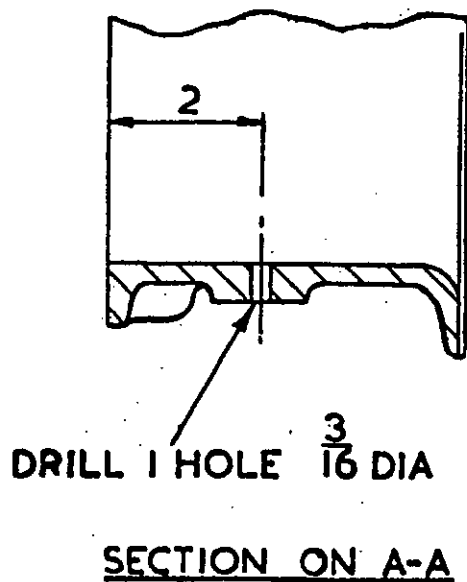
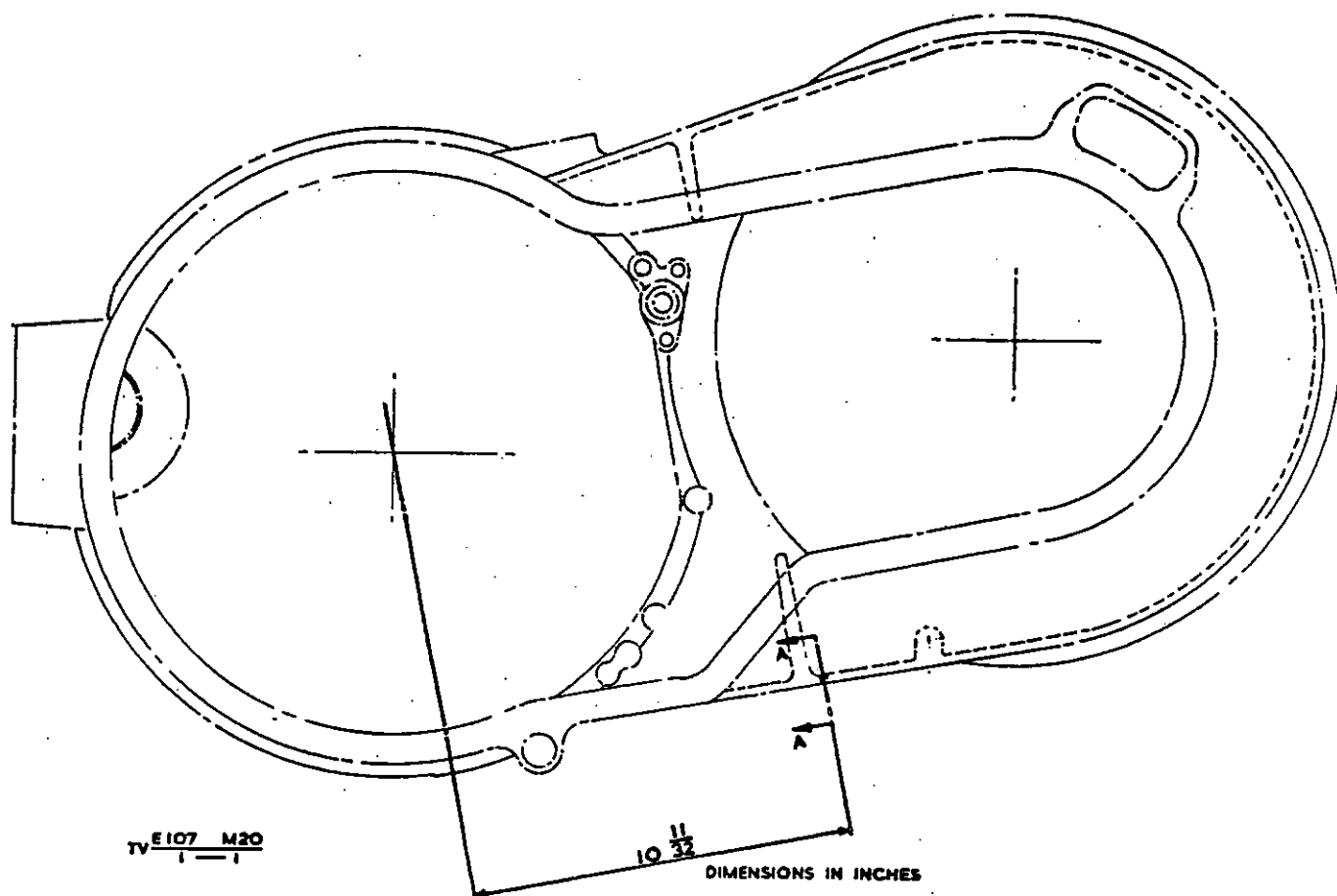


Fig 1 - Casing, hole drilling details

CONDITIONS OF RELEASE

- | | |
|--|--|
| 1 This information is released by the UK Government for Defence purposes only. | 3 This information may be disclosed only within the Defence Department of the recipient Government, except as otherwise authorized by Ministry of Defence (Army). |
| 2 This information must be afforded the same degree of protection as that afforded to information of an equivalent security marking originated by the recipient Government or as required by the recipient Government's security regulations. | 4 This information may be subject to privately owned rights. |

THIS DOCUMENT IS THE PROPERTY OF HER BRITANNIC MAJESTY'S GOVERNMENT, and is issued for the information of such persons only as need to know its contents in the course of their official duties. Any person finding this document should hand it to a British forces unit or to a police station for its safe return to the MINISTRY OF DEFENCE (Dsy (Pol)), MAIN BUILDING, WHITEHALL, LONDON SW1A 2HB with particulars of how and where found. THE UNAUTHORIZED RETENTION OR DESTRUCTION OF THIS DOCUMENT MAY BE AN OFFENCE UNDER THE OFFICIAL SECRETS ACTS OF 1911-1989. (When released to persons outside Government service, this document is issued on a personal basis and the recipient to whom it may be entrusted in confidence, within the provision of the Official Secrets Acts 1911-1989, is personally responsible for its safe custody and for seeing that its contents are disclosed only to authorized persons).

FV430 SERIES VEHICLES, ALL MARKS
MODIFICATION INSTRUCTION NO. 1

SUBJECT: Heater blanking plates

CANCELLATION

INTRODUCTION

- 1 AESP 2350-T-250-811 Mod Instr No. 1, EMER E107 Mod Instr 21 is hereby cancelled. The details of this modification have been incorporated into the build standard.

ACTION

- 2 Amend AESP 2350-T-250-811 Mod Instr 1, EMER E 107 modification index accordingly
- 3 File this Page 1/2 in place of Mod Instr No. 21 dated May 69, all pages of which are to be destroyed.

CONDITIONS OF RELEASE

- | | |
|---|---|
| 1 This information is released by the UK Government for Defence purposes only. | 3 This information may be disclosed only within the Defence Department of the recipient Government, except as otherwise authorized by Ministry of Defence (Army). |
| 2 This information must be afforded the same degree of protection as that afforded to information of an equivalent security marking originated by the recipient Government or as required by the recipient Government's security regulations. | 4 This information may be subject to privately owned rights. |

THIS DOCUMENT IS THE PROPERTY OF HER BRITANNIC MAJESTY'S GOVERNMENT, and is issued for the information of such persons only as need to know its contents in the course of their official duties. Any person finding this document should hand it to a British forces unit or to a police station for its safe return to the MINISTRY OF DEFENCE (Dsy (Pol)), MAIN BUILDING, WHITEHALL, LONDON SW1A 2HB with particulars of how and where found. THE UNAUTHORIZED RETENTION OR DESTRUCTION OF THIS DOCUMENT MAY BE AN OFFENCE UNDER THE OFFICIAL SECRETS ACTS OF 1911-1989. (When released to persons outside Government service, this document is issued on a personal basis and the recipient to whom it may be entrusted in confidence, within the provision of the Official Secrets Acts 1911-1989, is personally responsible for its safe custody and for seeing that its contents are disclosed only to authorized persons).

FV430 SERIES VEHICLES, ALL MARKS

MODIFICATION INSTRUCTION NO. 1

SUBJECT: Steering lever pawl

CANCELLATION

INTRODUCTION

1 AESP 2350-T-250-811 Mod Instr No. 1, EMER E107 Mod Instr 23 is hereby cancelled. The details of this modification have been incorporated into the build standard.

ACTION

- 2 Amend AESP 2350-T-250-811 Mod Instr 1, EMER E 107 modification index accordingly
- 3 File this Page 1/2 in place of Mod Instr No. 23 dated Jan 71, all pages of which are to be destroyed.

The information given in this document is not to be communicated, either directly or indirectly, to the Press or to any person not authorized to receive it.

CONDITIONS OF RELEASE

(Applicable to copies supplied with Ministry of Defence approval to Commonwealth and Foreign Governments)

1. This document contains classified UK information.
2. This information is disclosed only for official use by the recipient Government and (if so agreed by HM Government) such of its contractors, under seal of secrecy, as may be engaged on a defence project. Disclosure or release to any other Government, national of another country, any unauthorized person, the Press, or in any other way would be a breach of the conditions under which the document is issued.
3. This information is to be safeguarded under rules designed to give the same standard of security as those maintained by HM Government in the UK.

CARRIER, PERSONNEL, FULL TRACKED, FV 432, MK 1, 1/1, 2 AND 2/1
(0040.0110, 0040.0113, 0040.0111, 0040.0112)

GUN, SELF PROPELLED, 105 MM FIELD GUN, ABBOT, (FV 433)
(0600.0000)

CARRIER, MAINTENANCE, FULL TRACKED, FV 434
(0070.0140)

TECHNICAL HANDBOOK - MODIFICATION INSTRUCTION

Note: These Pages 1-2, Issue 2 supersede Pages 1-2, Issue 1 dated 8th Sep 69. Paragraphs 6 and 7 have been amended.

SUB-TITLE: Cooking vessel warning plate

1. Introduction

To ensure correct use of cooking vessel, No 1, Mk 1 and to safeguard element, a warning plate is to be added to cooking vessel. This instruction is denoted by erasure of Mod No 1 from cooker modification record plate.

2. Priority: Group 'B' (Mgmt N 097 refers)

3. Estimated time required:-

Embodiment: 1/2 man-hour

4. Item affected: Cooking vessel, No 1, Mk 1

5. Action required by:-

a. Units and establishments holding equipment

(1) Enter EMTR No, sub-title and Army Modification Code in equipment log book.

(2) Demand stores required.

(3) On receipt of stores, request REME to modify equipment.

b. Units authorized to carry out unit repairs

- (1) When requested by units carry out this modification.
- (2) Record completion of modification in equipment log book against appropriate entry.

c. All recipients of this EMER

Add particulars to Tkd Veh E 107 Mod Instr Index.

6. Stores, tools and equipment:-

Stores to be demanded

The following stores are to be demanded quoting the registration number of the vehicle, and this EMER as the authority for demand.

<u>VAOS</u> <u>section</u>	<u>Part No</u>	<u>Designation</u>	<u>Qty</u> <u>per veh</u>
LV6 MT1	9905-99-806-1464	Plate, Instruction	1 for FV 433 and 434 2 for FV 432

7. Sequence of operations:-

a. See Fig 1

- (1) Clean the area of cooking vessel casing, where instruction plate is to be fitted. FV 432 has two cooking vessels.
- (2) Remove the backing paper from the instruction plate (9905-99-806-1464) provided, and affix to cooking vessel casing at dimensions shown.
- (3) Erase Mod No 1 from cooker modification record plate.

~~RESTRICTED~~

ELECTRICAL AND MECHANICAL
ENGINEERING REGULATIONS

TRACKED VEHICLES
E 107 Mod Instr No 24

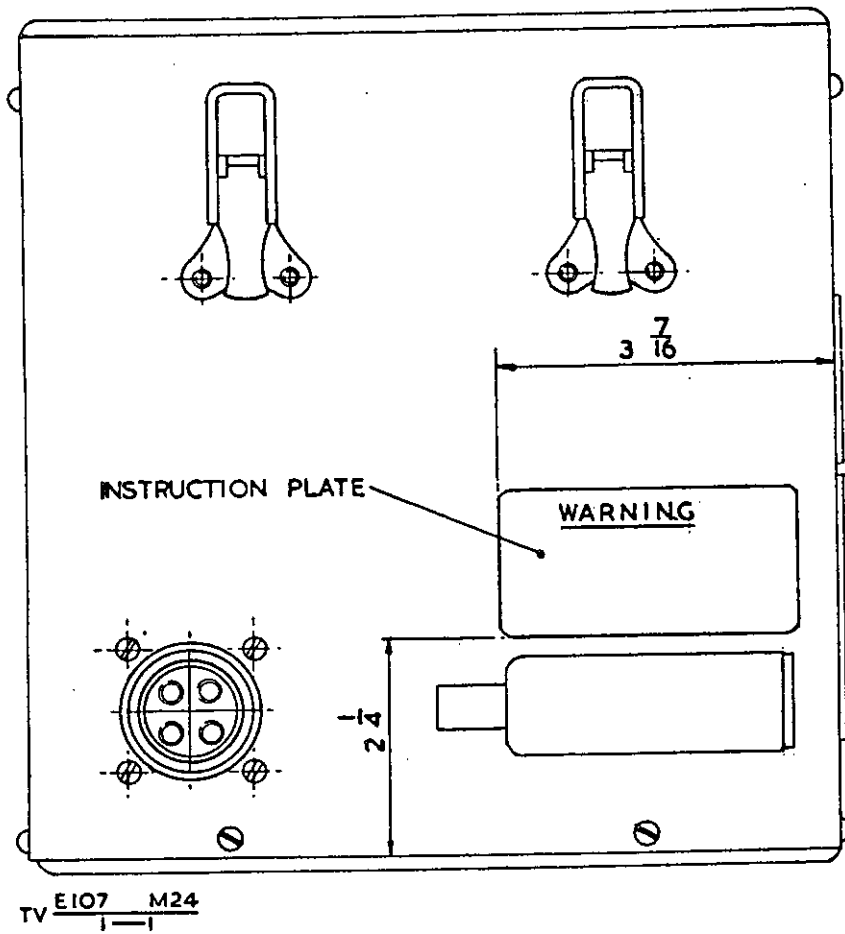


Fig 1 - Cooking vessel - assembly

FVRDE Approval 28121
Def and Mods 704223

END

~~RESTRICTED~~

CONDITIONS OF RELEASE			
1	This information is released by the UK Government for Defence purposes only.	3	This information may be disclosed only within the Defence Department of the recipient Government, except as otherwise authorized by Ministry of Defence (Army).
2	This information must be afforded the same degree of protection as that afforded to information of an equivalent security marking originated by the recipient Government or as required by the recipient Government's security regulations.	4	This information may be subject to privately owned rights.
THIS DOCUMENT IS THE PROPERTY OF HER BRITANNIC MAJESTY'S GOVERNMENT, and is issued for the information of such persons only as need to know its contents in the course of their official duties. Any person finding this document should hand it to a British forces unit or to a police station for its safe return to the MINISTRY OF DEFENCE (Dsy (Pol)), MAIN BUILDING, WHITEHALL, LONDON SW1A 2HB with particulars of how and where found. THE UNAUTHORIZED RETENTION OR DESTRUCTION OF THIS DOCUMENT MAY BE AN OFFENCE UNDER THE OFFICIAL SECRETS ACTS OF 1911-1989. (When released to persons outside Government service, this document is issued on a personal basis and the recipient to whom it may be entrusted in confidence, within the provision of the Official Secrets Acts 1911-1989, is personally responsible for its safe custody and for seeing that its contents are disclosed only to authorized persons).			

FV430 SERIES VEHICLES, ALL MARKS
MODIFICATION INSTRUCTION NO. 1

SUBJECT: Rear alternator harness

CANCELLATION

INTRODUCTION

1 AESP 2350-T-250-811 Mod Instr No. 1, EMER E107 Mod Instr 25 is hereby cancelled. The details of this modification have been incorporated into the build standard.

ACTION

- 2 Amend AESP 2350-T-250-811 Mod Instr 1, EMER E 107 modification index accordingly
- 3 File this Page 1/2 in place of Mod Instr No. 25 dated Oct 69, all pages of which are to be destroyed.

CONDITIONS OF RELEASE			
1	This information is released by the UK Government for Defence purposes only.	3	This information may be disclosed only within the Defence Department of the recipient Government, except as otherwise authorized by Ministry of Defence (Army).
2	This information must be afforded the same degree of protection as that afforded to information of an equivalent security marking originated by the recipient Government or as required by the recipient Government's security regulations.	4	This information may be subject to privately owned rights.

THIS DOCUMENT IS THE PROPERTY OF HER BRITANNIC MAJESTY'S GOVERNMENT, and is issued for the information of such persons only as need to know its contents in the course of their official duties. Any person finding this document should hand it to a British forces unit or to a police station for its safe return to the MINISTRY OF DEFENCE (Dsy (Pol)), MAIN BUILDING, WHITEHALL, LONDON SW1A 2HB with particulars of how and where found. THE UNAUTHORIZED RETENTION OR DESTRUCTION OF THIS DOCUMENT MAY BE AN OFFENCE UNDER THE OFFICIAL SECRETS ACTS OF 1911-1989. (When released to persons outside Government service, this document is issued on a personal basis and the recipient to whom it may be entrusted in confidence, within the provision of the Official Secrets Acts 1911-1989, is personally responsible for its safe custody and for seeing that its contents are disclosed only to authorized persons).

FV430 SERIES VEHICLES, ALL MARKS
MODIFICATION INSTRUCTION NO. 1

SUBJECT: DIP retaining clamps

CANCELLATION

INTRODUCTION

1 AESP 2350-T-250-811 Mod Instr No. 1, EMER E107 Mod Instr 26 is hereby cancelled. The details of this modification have been incorporated into the build standard.

ACTION

- 2 Amend AESP 2350-T-250-811 Mod Instr 1, EMER E 107 modification index accordingly
- 3 File this Page 1/2 in place of Mod Instr No. 26 dated Oct 69, all pages of which are to be destroyed.

ELECTRICAL AND MECHANICAL
ENGINEERING REGULATIONS
(By Command of the Defence Council)

TRACKED VEHICLES
E 107 Mod Instr No 27
Army Modification Code J 00356

The information given in this document is not to be
communicated, either directly or indirectly, to the
Press or to any person not authorized to receive it.

CONDITIONS OF RELEASE

(Applicable to copies supplied with Ministry of Defence
approval to Commonwealth and Foreign Governments)

1. This document contains classified UK information.
2. This information is disclosed only for official use by the recipient Government and (if so agreed by HM Government) such of its contractors, under seal of secrecy, as may be engaged on a defence project. Disclosure or release to any other Government, national of another country, any unauthorized person, the Press, or in any other way would be a breach of the conditions under which the document is issued.
3. This information is to be safeguarded under rules designed to give the same standard of security as those maintained by HM Government in the UK.

CARRIER, PERSONNEL, FULL TRACKED, FV 432, MK 1, 1/1, 2 AND 2/1

Code: 0040.0110, 0040.0113, 0040.0111, 0040.0112

GUN, SELF PROPELLED, 105 MM FIELD GUN, ABBOT, FV 433

Code: 0600.0000

TECHNICAL HANDBOOK - MODIFICATION INSTRUCTION

SUB-TITLE: Gearbox, Allison, TX 200, Mk 4A.

1. Introduction

During early production of FV 430 series vehicles, design changes were made to the Mk 4A gearbox. When these were incorporated in production assemblies, the gearbox was designated Mk 4B. This instruction details action required to convert a Mk gearbox to Mk 4B gearbox and is to be carried out only during base overhaul.

2. Priority: Group 'C' (Mgmt N 097 refers).

3. Items affected: Mk 4A gearboxes of serial numbers 3Y131 - 3Y334 inclusive.

4. Action required by:-

a. Units authorized to carry out base repairs

(1) When vehicle, or gearbox assembly, is received in workshop for base overhaul, identify gearbox type from serial number.

(2) Demand stores required, and on receipt carry out this instruction.

(3) Record completion of modification and Army Modification Code in equipment log book (if applicable)

b. All recipients of this EMER

Add particulars to Tkd Veh E 107 Mod Instr Index.

~~RESTRICTED~~

5. Stores, tools and equipment:-

a. Stores to be demanded

The following stores are to be demanded as a set, quoting the registration number of vehicle (or serial number of gearbox) and this EMER as authority for demand.

<u>Item No</u>	<u>VAOS Section</u>	<u>Part No</u>	<u>Designation</u>	<u>Qty per egpt</u>
	LV10	MOD 27038	Mod set TX 200 Transmission Mk 4A to Mk 4B	1
			Comprising:-	
1	LV10	2520-99-866-7616 (FV 451955)	Stator and cam assembly	(1)
2	LV10	2520-99-866-7617 (FV 451962)	Spring, FW roller	(10)
3	LV10	5315-99-866-7618 (FV 451963)	Pin, straight, headless, steel	(10)
4	LV10	2520-99-866-7551 (FV 452283)	Shaft assembly, throttle valve	(1)
5	LV10	2520-99-866-7619 (FV 452346)	Plate assembly, oil transfer	(1)
6	LV10	2520-99-866-7623 (FV 452371)	Body assembly, control valve	(1)
7	LV10	5306-99-866-2584 (FV 452118)	Bolt, machine, 1/4 in. UNC x 3.3/4 in. (securing oil filter body)	(1)
8	LV10	5330-99-866-7566 (FV 452287)	Ring, sealing, teflon, splitter piston	(1)
9	LV10	3030-99-867-4554 (FV 452805)	Expander, teflon seal	(1)
10	LV10	5330-99-866-7672 (FV 452289)	Ring, sealing, teflon	(2)
11	LV10	2520-99-867-4555 (FV 452803)	Expander, teflon seal	(2)
12	LV10	2520-99-866-7671 (FV 451766)	Ring sealing, teflon	(3)
13	LV10	2520-99-867-4556 (FV 452804)	Expander, teflon seal	(3)

Notes: Items 10 and 11 - for splitter and high clutch assembly

Items 12 and 13 - for intermediate, low and reverse clutches

~~RESTRICTED~~

~~RESTRICTED~~

b. Stores to be removed and reduced to produce

<u>Item No</u>	<u>VAOS Section</u>	<u>Part No</u>	<u>Designation</u>	<u>Qty per eqpt</u>
14	LV10	FV 451939	Stator and cam assembly	1
15	LV10	FV 451950	Spring, FW roller	10
16	LV10	FV 451951	Roller, FW	10
17	LV10	FV 451657	Shaft assembly, throttle valve	1
18	LV10	FV 452006	Plate assembly, oil transfer	1
19	LV10	FV 452026	Body assembly, control valve	1

c. Stores to be modified

20	LV10	FV 451665	Can, oil filter	1
----	------	-----------	-----------------	---

6. Conversion details:-

a. During overhaul of gearbox (Mk 4A), discard items 14 to 19, listed at para 5.b.

b. Fit the new sealing rings (FV 452287, FV 452289) and expanders (FV 452805, FV 452803) provided, to clutch assemblies as given in footnote to para 5.a.

c. Replace discarded items with the new items (1 to 6 inclusive) provided.

Note: When replacing new control valve body (FV 452371), fit the new 1/4 in. UNC bolt (FV 452118) to secure oil filter body.

d. Remove bracket welded to oil filter body (FV 451665).

e. Cut off 5/8 in. from one end of bracket, and re-weld to suction pipe at position shown in Fig 1.

f. On completion:

(1) Remove manufacturer's identification plate secured above oil filter.

(2) Manufacture a plate of similar size, and engrave or stamp plate with original serial number, followed by 'CONVERTED TO MK 4B BY'.
(Add workshop Code and date)

(3) Secure new plate to gearbox casing.

~~RESTRICTED~~

~~RESTRICTED~~

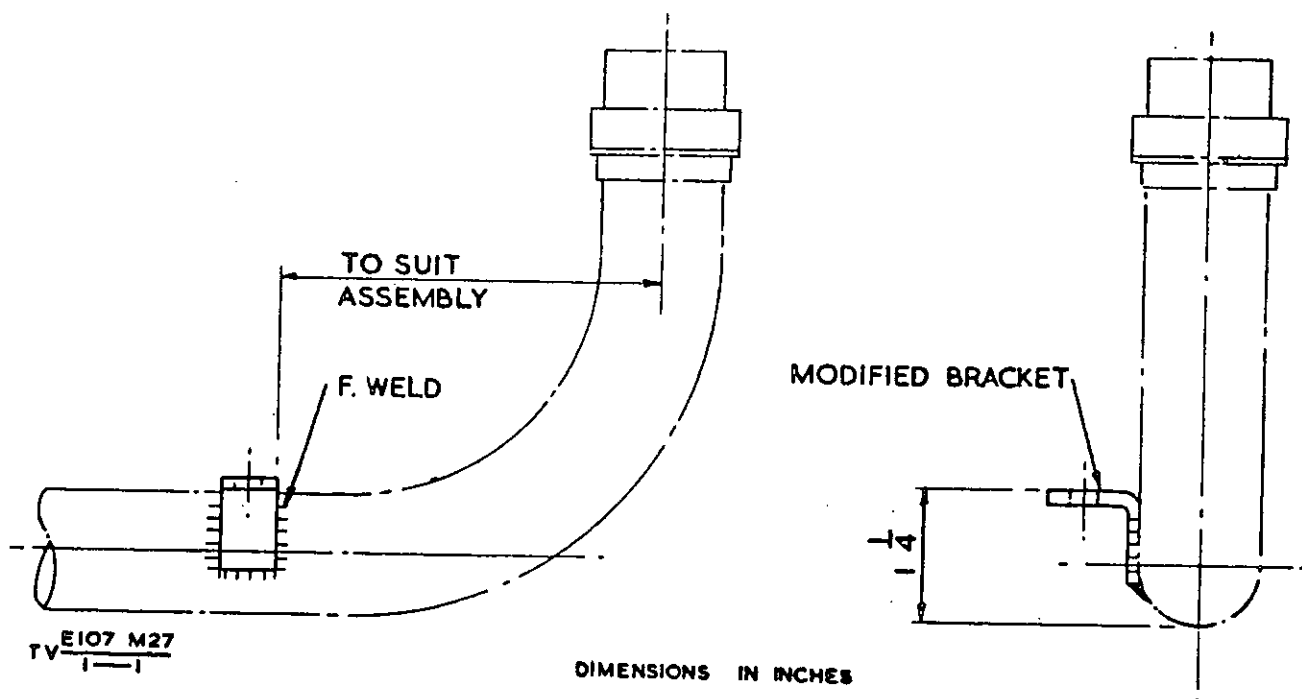


Fig 1 - Suction pipe assembly

FVRDE Approval 27038
Def and Mods 72651

END

~~RESTRICTED~~

CONDITIONS OF RELEASE

- | | |
|--|--|
| 1 This information is released by the UK Government for Defence purposes only. | 3 This information may be disclosed only within the Defence Department of the recipient Government, except as otherwise authorized by Ministry of Defence (Army). |
| 2 This information must be afforded the same degree of protection as that afforded to information of an equivalent security marking originated by the recipient Government or as required by the recipient Government's security regulations. | 4 This information may be subject to privately owned rights. |

THIS DOCUMENT IS THE PROPERTY OF HER BRITANNIC MAJESTY'S GOVERNMENT, and is issued for the information of such persons only as need to know its contents in the course of their official duties. Any person finding this document should hand it to a British forces unit or to a police station for its safe return to the MINISTRY OF DEFENCE (Dsy (Pol)), MAIN BUILDING, WHITEHALL, LONDON SW1A 2HB with particulars of how and where found. THE UNAUTHORIZED RETENTION OR DESTRUCTION OF THIS DOCUMENT MAY BE AN OFFENCE UNDER THE OFFICIAL SECRETS ACTS OF 1911-1989. (When released to persons outside Government service, this document is issued on a personal basis and the recipient to whom it may be entrusted in confidence, within the provision of the Official Secrets Acts 1911-1989, is personally responsible for its safe custody and for seeing that its contents are disclosed only to authorized persons).

FV430 SERIES VEHICLES, ALL MARKS

MODIFICATION INSTRUCTION NO. 1

SUBJECT: Gearbox dipstick

CANCELLATION

INTRODUCTION

- 1 AESP 2350-T-250-811 Mod Instr No. 1, EMER E107 Mod Instr 28 is hereby cancelled. The details of this modification have been incorporated into the build standard.

ACTION

- 2 Amend AESP 2350-T-250-811 Mod Instr 1, EMER E 107 modification index accordingly
- 3 File this Page 1/2 in place of Mod Instr No. 28 dated Jun 70, all pages of which are to be destroyed.

CONDITIONS OF RELEASE

- | | |
|---|---|
| 1 This information is released by the UK Government for Defence purposes only. | 3 This information may be disclosed only within the Defence Department of the recipient Government, except as otherwise authorized by Ministry of Defence (Army). |
| 2 This information must be afforded the same degree of protection as that afforded to information of an equivalent security marking originated by the recipient Government or as required by the recipient Government's security regulations. | 4 This information may be subject to privately owned rights. |

THIS DOCUMENT IS THE PROPERTY OF HER BRITANNIC MAJESTY'S GOVERNMENT, and is issued for the information of such persons only as need to know its contents in the course of their official duties. Any person finding this document should hand it to a British forces unit or to a police station for its safe return to the MINISTRY OF DEFENCE (Dsy (Pol)), MAIN BUILDING, WHITEHALL, LONDON SW1A 2HB with particulars of how and where found. THE UNAUTHORIZED RETENTION OR DESTRUCTION OF THIS DOCUMENT MAY BE AN OFFENCE UNDER THE OFFICIAL SECRETS ACTS OF 1911-1989. (When released to persons outside Government service, this document is issued on a personal basis and the recipient to whom it may be entrusted in confidence, within the provision of the Official Secrets Acts 1911-1989, is personally responsible for its safe custody and for seeing that its contents are disclosed only to authorized persons).

FV430 SERIES VEHICLES, ALL MARKS

MODIFICATION INSTRUCTION NO. 1

SUBJECT: Ventilation fan motor

CANCELLATION

INTRODUCTION

- 1 AESP 2350-T-250-811 Mod Instr No. 1, EMER E107 Mod Instr 29 is hereby cancelled. The details of this modification have been incorporated into the build standard.

ACTION

- 2 Amend AESP 2350-T-250-811 Mod Instr 1, EMER E 107 modification index accordingly
- 3 File this Page 1/2 in place of Mod Instr No. 29 dated May 70, all pages of which are to be destroyed.

CONDITIONS OF RELEASE			
1	This information is released by the UK Government for Defence purposes only.	3	This information may be disclosed only within the Defence Department of the recipient Government, except as otherwise authorized by Ministry of Defence (Army).
2	This information must be afforded the same degree of protection as that afforded to information of an equivalent security marking originated by the recipient Government or as required by the recipient Government's security regulations.	4	This information may be subject to privately owned rights.
THIS DOCUMENT IS THE PROPERTY OF HER BRITANNIC MAJESTY'S GOVERNMENT, and is issued for the information of such persons only as need to know its contents in the course of their official duties. Any person finding this document should hand it to a British forces unit or to a police station for its safe return to the MINISTRY OF DEFENCE (Dsy (Pol)), MAIN BUILDING, WHITEHALL, LONDON SW1A 2HB with particulars of how and where found. THE UNAUTHORIZED RETENTION OR DESTRUCTION OF THIS DOCUMENT MAY BE AN OFFENCE UNDER THE OFFICIAL SECRETS ACTS OF 1911-1989. (When released to persons outside Government service, this document is issued on a personal basis and the recipient to whom it may be entrusted in confidence, within the provision of the Official Secrets Acts 1911-1989, is personally responsible for its safe custody and for seeing that its contents are disclosed only to authorized persons).			

FV430 SERIES VEHICLES, ALL MARKS
MODIFICATION INSTRUCTION NO. 1

SUBJECT: Gearbox oil pump drive

CANCELLATION

INTRODUCTION

1 AESP 2350-T-250-811 Mod Instr No. 1, EMER E107 Mod Instr 30 is hereby cancelled. The details of this modification have been incorporated into the build standard.

ACTION

- 2 Amend AESP 2350-T-250-811 Mod Instr 1, EMER E 107 modification index accordingly
- 3 File this Page 1/2 in place of Mod Instr No. 30 dated May 70, all pages of which are to be destroyed.

CONDITIONS OF RELEASE

- | | |
|---|---|
| 1 This information is released by the UK Government for Defence purposes only. | 3 This information may be disclosed only within the Defence Department of the recipient Government, except as otherwise authorized by Ministry of Defence (Army). |
| 2 This information must be afforded the same degree of protection as that afforded to information of an equivalent security marking originated by the recipient Government or as required by the recipient Government's security regulations. | 4 This information may be subject to privately owned rights. |

THIS DOCUMENT IS THE PROPERTY OF HER BRITANNIC MAJESTY'S GOVERNMENT, and is issued for the information of such persons only as need to know its contents in the course of their official duties. Any person finding this document should hand it to a British forces unit or to a police station for its safe return to the MINISTRY OF DEFENCE (Dsy (Pol)), MAIN BUILDING, WHITEHALL, LONDON SW1A 2HB with particulars of how and where found. THE UNAUTHORIZED RETENTION OR DESTRUCTION OF THIS DOCUMENT MAY BE AN OFFENCE UNDER THE OFFICIAL SECRETS ACTS OF 1911-1989. (When released to persons outside Government service, this document is issued on a personal basis and the recipient to whom it may be entrusted in confidence, within the provision of the Official Secrets Acts 1911-1989, is personally responsible for its safe custody and for seeing that its contents are disclosed only to authorized persons).

FV430 SERIES VEHICLES, ALL MARKS
MODIFICATION INSTRUCTION NO. 1

SUBJECT: Bracket, oil connections

CANCELLATION

INTRODUCTION

- 1 AESP 2350-T-250-811 Mod Instr No. 1, EMER E107 Mod Instr 31 is hereby cancelled. The details of this modification have been incorporated into the build standard.

ACTION

- 2 Amend AESP 2350-T-250-811 Mod Instr 1, EMER E 107 modification index accordingly
- 3 File this Page 1/2 in place of Mod Instr No. 31 dated Aug 70, all pages of which are to be destroyed.

CONDITIONS OF RELEASE			
1	This information is released by the UK Government for Defence purposes only.	3	This information may be disclosed only within the Defence Department of the recipient Government, except as otherwise authorized by Ministry of Defence (Army).
2	This information must be afforded the same degree of protection as that afforded to information of an equivalent security marking originated by the recipient Government or as required by the recipient Government's security regulations.	4	This information may be subject to privately owned rights.
THIS DOCUMENT IS THE PROPERTY OF HER BRITANNIC MAJESTY'S GOVERNMENT, and is issued for the information of such persons only as need to know its contents in the course of their official duties. Any person finding this document should hand it to a British forces unit or to a police station for its safe return to the MINISTRY OF DEFENCE (Dsy (Pol)), MAIN BUILDING, WHITEHALL, LONDON SW1A 2HB with particulars of how and where found. THE UNAUTHORIZED RETENTION OR DESTRUCTION OF THIS DOCUMENT MAY BE AN OFFENCE UNDER THE OFFICIAL SECRETS ACTS OF 1911-1989. (When released to persons outside Government service, this document is issued on a personal basis and the recipient to whom it may be entrusted in confidence, within the provision of the Official Secrets Acts 1911-1989, is personally responsible for its safe custody and for seeing that its contents are disclosed only to authorized persons).			

FV430 SERIES VEHICLES, ALL MARKS
MODIFICATION INSTRUCTION NO. 1

SUBJECT: Engine oil tank breather

CANCELLATION

INTRODUCTION

1 AESP 2350-T-250-811 Mod Instr No. 1, EMER E107 Mod Instr 32 is hereby cancelled. The details of this modification have been incorporated into the build standard.

ACTION

- 2 Amend AESP 2350-T-250-811 Mod Instr 1, EMER E 107 modification index accordingly
- 3 File this Page 1/2 in place of Mod Instr No. 32 dated Aug 71, all pages of which are to be destroyed.

CONDITIONS OF RELEASE			
1	This information is released by the UK Government for Defence purposes only.	3	This information may be disclosed only within the Defence Department of the recipient Government, except as otherwise authorized by Ministry of Defence (Army).
2	This information must be afforded the same degree of protection as that afforded to information of an equivalent security marking originated by the recipient Government or as required by the recipient Government's security regulations.	4	This information may be subject to privately owned rights.

THIS DOCUMENT IS THE PROPERTY OF HER BRITANNIC MAJESTY'S GOVERNMENT, and is issued for the information of such persons only as need to know its contents in the course of their official duties. Any person finding this document should hand it to a British forces unit or to a police station for its safe return to the MINISTRY OF DEFENCE (Dsy (Pol)), MAIN BUILDING, WHITEHALL, LONDON SW1A 2HB with particulars of how and where found. THE UNAUTHORIZED RETENTION OR DESTRUCTION OF THIS DOCUMENT MAY BE AN OFFENCE UNDER THE OFFICIAL SECRETS ACTS OF 1911-1989. (When released to persons outside Government service, this document is issued on a personal basis and the recipient to whom it may be entrusted in confidence, within the provision of the Official Secrets Acts 1911-1989, is personally responsible for its safe custody and for seeing that its contents are disclosed only to authorized persons).

FV430 SERIES VEHICLES, ALL MARKS
MODIFICATION INSTRUCTION NO. 1

SUBJECT: Power tool socket

CANCELLATION

INTRODUCTION

1 AESP 2350-T-250-811 Mod Instr No. 1, EMER E107 Mod Instr 33 is hereby cancelled. The power tool facility has been removed by AESP 2350-T-250-821 Gen Instr 5. The power tool socket and associated wiring will be removed during base overhaul.

ACTION

- 2 Amend AESP 2350-T-250-811 Mod Instr 1, EMER E 107 modification index accordingly
- 3 File this Page 1/2 in place of Mod Instr No. 33 dated Jan 71, all pages of which are to be destroyed.

CONDITIONS OF RELEASE			
1	This information is released by the UK Government for Defence purposes only.	3	This information may be disclosed only within the Defence Department of the recipient Government, except as otherwise authorized by Ministry of Defence (Army).
2	This information must be afforded the same degree of protection as that afforded to information of an equivalent security marking originated by the recipient Government or as required by the recipient Government's security regulations.	4	This information may be subject to privately owned rights.
THIS DOCUMENT IS THE PROPERTY OF HER BRITANNIC MAJESTY'S GOVERNMENT, and is issued for the information of such persons only as need to know its contents in the course of their official duties. Any person finding this document should hand it to a British forces unit or to a police station for its safe return to the MINISTRY OF DEFENCE (Dsy (Pol)), MAIN BUILDING, WHITEHALL, LONDON SW1A 2HB with particulars of how and where found. THE UNAUTHORIZED RETENTION OR DESTRUCTION OF THIS DOCUMENT MAY BE AN OFFENCE UNDER THE OFFICIAL SECRETS ACTS OF 1911-1989. (When released to persons outside Government service, this document is issued on a personal basis and the recipient to whom it may be entrusted in confidence, within the provision of the Official Secrets Acts 1911-1989, is personally responsible for its safe custody and for seeing that its contents are disclosed only to authorized persons).			

FV430 SERIES VEHICLES, ALL MARKS
MODIFICATION INSTRUCTION NO. 1

SUBJECT: Emergency engine stop

CANCELLATION

INTRODUCTION

1 AESP 2350-T-250-811 Mod Instr No. 1, EMER E107 Mod Instr 34 is hereby cancelled. The details of this modification have been incorporated into the build standard.

ACTION

- 2 Amend AESP 2350-T-250-811 Mod Instr 1, EMER E 107 modification index accordingly
- 3 File this Page 1/2 in place of Mod Instr No. 34 dated Mar 71, all pages of which are to be destroyed.

CONDITIONS OF RELEASE			
1	This information is released by the UK Government for Defence purposes only.	3	This information may be disclosed only within the Defence Department of the recipient Government, except as otherwise authorized by Ministry of Defence (Army).
2	This information must be afforded the same degree of protection as that afforded to information of an equivalent security marking originated by the recipient Government or as required by the recipient Government's security regulations.	4	This information may be subject to privately owned rights.
THIS DOCUMENT IS THE PROPERTY OF HER BRITANNIC MAJESTY'S GOVERNMENT, and is issued for the information of such persons only as need to know its contents in the course of their official duties. Any person finding this document should hand it to a British forces unit or to a police station for its safe return to the MINISTRY OF DEFENCE (Dsy (Pol)), MAIN BUILDING, WHITEHALL, LONDON SW1A 2HB with particulars of how and where found. THE UNAUTHORIZED RETENTION OR DESTRUCTION OF THIS DOCUMENT MAY BE AN OFFENCE UNDER THE OFFICIAL SECRETS ACTS OF 1911-1989. (When released to persons outside Government service, this document is issued on a personal basis and the recipient to whom it may be entrusted in confidence, within the provision of the Official Secrets Acts 1911-1989, is personally responsible for its safe custody and for seeing that its contents are disclosed only to authorized persons).			

FV430 SERIES VEHICLES, ALL MARKS
MODIFICATION INSTRUCTION NO. 1

SUBJECT: Cover for battery container

CANCELLATION

INTRODUCTION

1 AESP 2350-T-250-811 Mod Instr No. 1, EMER E107 Mod Instr 35 is hereby cancelled. The details of this modification have been incorporated into the build standard.

ACTION

- 2 Amend AESP 2350-T-250-811 Mod Instr 1, EMER E 107 modification index accordingly
- 3 File this Page 1/2 in place of Mod Instr No. 35 dated Nov 70, all pages of which are to be destroyed.

CONDITIONS OF RELEASE			
1	This information is released by the UK Government for Defence purposes only.	3	This information may be disclosed only within the Defence Department of the recipient Government, except as otherwise authorized by Ministry of Defence (Army).
2	This information must be afforded the same degree of protection as that afforded to information of an equivalent security marking originated by the recipient Government or as required by the recipient Government's security regulations.	4	This information may be subject to privately owned rights.
THIS DOCUMENT IS THE PROPERTY OF HER BRITANNIC MAJESTY'S GOVERNMENT, and is issued for the information of such persons only as need to know its contents in the course of their official duties. Any person finding this document should hand it to a British forces unit or to a police station for its safe return to the MINISTRY OF DEFENCE (Dsy (Pol)), MAIN BUILDING, WHITEHALL, LONDON SW1A 2HB with particulars of how and where found. THE UNAUTHORIZED RETENTION OR DESTRUCTION OF THIS DOCUMENT MAY BE AN OFFENCE UNDER THE OFFICIAL SECRETS ACTS OF 1911-1989. (When released to persons outside Government service, this document is issued on a personal basis and the recipient to whom it may be entrusted in confidence, within the provision of the Official Secrets Acts 1911-1989, is personally responsible for its safe custody and for seeing that its contents are disclosed only to authorized persons).			

FV430 SERIES VEHICLES, ALL MARKS
MODIFICATION INSTRUCTION NO. 1

SUBJECT: Maximum gear change speeds

CANCELLATION

INTRODUCTION

1 AESP 2350-T-250-811 Mod Instr No. 1, EMER E107 Mod Instr 37 is hereby cancelled. The details of this modification have been incorporated into the build standard.

ACTION

- 2 Amend AESP 2350-T-250-811 Mod Instr 1, EMER E 107 modification index accordingly
- 3 File this Page 1/2 in place of Mod Instr No. 37 dated Jan 71, all pages of which are to be destroyed.

CONDITIONS OF RELEASE			
1	This information is released by the UK Government for Defence purposes only.	3	This information may be disclosed only within the Defence Department of the recipient Government, except as otherwise authorized by Ministry of Defence (Army).
2	This information must be afforded the same degree of protection as that afforded to information of an equivalent security marking originated by the recipient Government or as required by the recipient Government's security regulations.	4	This information may be subject to privately owned rights.
THIS DOCUMENT IS THE PROPERTY OF HER BRITANNIC MAJESTY'S GOVERNMENT, and is issued for the information of such persons only as need to know its contents in the course of their official duties. Any person finding this document should hand it to a British forces unit or to a police station for its safe return to the MINISTRY OF DEFENCE (Dsy (Pol)), MAIN BUILDING, WHITEHALL, LONDON SW1A 2HB with particulars of how and where found. THE UNAUTHORIZED RETENTION OR DESTRUCTION OF THIS DOCUMENT MAY BE AN OFFENCE UNDER THE OFFICIAL SECRETS ACTS OF 1911-1989. (When released to persons outside Government service, this document is issued on a personal basis and the recipient to whom it may be entrusted in confidence, within the provision of the Official Secrets Acts 1911-1989, is personally responsible for its safe custody and for seeing that its contents are disclosed only to authorized persons).			

FV430 SERIES VEHICLES, ALL MARKS
MODIFICATION INSTRUCTION NO. 1

SUBJECT: Fuel tank filler cap

CANCELLATION

INTRODUCTION

1 AESP 2350-T-250-811 Mod Instr No. 1, EMER E107 Mod Instr 38 is hereby cancelled. The details of this modification have been incorporated into the build standard.

ACTION

- 2 Amend AESP 2350-T-250-811 Mod Instr 1, EMER E 107 modification index accordingly
- 3 File this Page 1/2 in place of Mod Instr No. 38 dated Apr 71, all pages of which are to be destroyed.

CONDITIONS OF RELEASE			
1	This information is released by the UK Government for Defence purposes only.	3	This information may be disclosed only within the Defence Department of the recipient Government, except as otherwise authorized by Ministry of Defence (Army).
2	This information must be afforded the same degree of protection as that afforded to information of an equivalent security marking originated by the recipient Government or as required by the recipient Government's security regulations.	4	This information may be subject to privately owned rights.
THIS DOCUMENT IS THE PROPERTY OF HER BRITANNIC MAJESTY'S GOVERNMENT, and is issued for the information of such persons only as need to know its contents in the course of their official duties. Any person finding this document should hand it to a British forces unit or to a police station for its safe return to the MINISTRY OF DEFENCE (Dsy (Pol)), MAIN BUILDING, WHITEHALL, LONDON SW1A 2HB with particulars of how and where found. THE UNAUTHORIZED RETENTION OR DESTRUCTION OF THIS DOCUMENT MAY BE AN OFFENCE UNDER THE OFFICIAL SECRETS ACTS OF 1911-1989. (When released to persons outside Government service, this document is issued on a personal basis and the recipient to whom it may be entrusted in confidence, within the provision of the Official Secrets Acts 1911-1989, is personally responsible for its safe custody and for seeing that its contents are disclosed only to authorized persons).			

FV430 SERIES VEHICLES, ALL MARKS
MODIFICATION INSTRUCTION NO. 1

SUBJECT: Fuel system

CANCELLATION

INTRODUCTION

1 AESP 2350-T-250-811 Mod Instr No. 1, EMER E107 Mod Instr 41 is hereby cancelled. The details of this modification have been incorporated into the build standard.

ACTION

- 2 Amend AESP 2350-T-250-811 Mod Instr 1, EMER E 107 modification index accordingly
- 3 File this Page 1/2 in place of Mod Instr No. 41 dated Sep 71, all pages of which are to be destroyed.

CONDITIONS OF RELEASE			
1	This information is released by the UK Government for Defence purposes only.	3	This information may be disclosed only within the Defence Department of the recipient Government, except as otherwise authorized by Ministry of Defence (Army).
2	This information must be afforded the same degree of protection as that afforded to information of an equivalent security marking originated by the recipient Government or as required by the recipient Government's security regulations.	4	This information may be subject to privately owned rights.
THIS DOCUMENT IS THE PROPERTY OF HER BRITANNIC MAJESTY'S GOVERNMENT, and is issued for the information of such persons only as need to know its contents in the course of their official duties. Any person finding this document should hand it to a British forces unit or to a police station for its safe return to the MINISTRY OF DEFENCE (Dsy (Pol)), MAIN BUILDING, WHITEHALL, LONDON SW1A 2HB with particulars of how and where found. THE UNAUTHORIZED RETENTION OR DESTRUCTION OF THIS DOCUMENT MAY BE AN OFFENCE UNDER THE OFFICIAL SECRETS ACTS OF 1911-1989. (When released to persons outside Government service, this document is issued on a personal basis and the recipient to whom it may be entrusted in confidence, within the provision of the Official Secrets Acts 1911-1989, is personally responsible for its safe custody and for seeing that its contents are disclosed only to authorized persons).			

FV430 SERIES VEHICLES, ALL MARKS
MODIFICATION INSTRUCTION NO. 1

SUBJECT: Gearbox control valve

CANCELLATION

INTRODUCTION

1 AESP 2350-T-250-811 Mod Instr No. 1, EMER E107 Mod Instr 42 is hereby cancelled. The details of this modification have been incorporated into the build standard.

ACTION

- 2 Amend AESP 2350-T-250-811 Mod Instr 1, EMER E 107 modification index accordingly
- 3 File this Page 1/2 in place of Mod Instr No. 42 dated Aug 72, all pages of which are to be destroyed.

CONDITIONS OF RELEASE

- | | | | |
|---|---|---|---|
| 1 | This information is released by the UK Government for Defence purposes only. | 3 | This information may be disclosed only within the Defence Department of the recipient Government, except as otherwise authorized by Ministry of Defence (Army). |
| 2 | This information must be afforded the same degree of protection as that afforded to information of an equivalent security marking originated by the recipient Government or as required by the recipient Government's security regulations. | 4 | This information may be subject to privately owned rights. |

THIS DOCUMENT IS THE PROPERTY OF HER BRITANNIC MAJESTY'S GOVERNMENT, and is issued for the information of such persons only as need to know its contents in the course of their official duties. Any person finding this document should hand it to a British forces unit or to a police station for its safe return to the MINISTRY OF DEFENCE (Dsy (Pol)), MAIN BUILDING, WHITEHALL, LONDON SW1A 2HB with particulars of how and where found. THE UNAUTHORIZED RETENTION OR DESTRUCTION OF THIS DOCUMENT MAY BE AN OFFENCE UNDER THE OFFICIAL SECRETS ACTS OF 1911-1989. (When released to persons outside Government service, this document is issued on a personal basis and the recipient to whom it may be entrusted in confidence, within the provision of the Official Secrets Acts 1911-1989, is personally responsible for its safe custody and for seeing that its contents are disclosed only to authorized persons).

FV430 SERIES VEHICLES, ALL MARKS

MODIFICATION INSTRUCTION NO. 1

SUBJECT: Commanders hatch handle

CANCELLATION

INTRODUCTION

- 1 AESP 2350-T-250-811 Mod Instr No. 1, EMER E107 Mod Instr 45 is hereby cancelled. The details of this modification have been incorporated into the build standard.

ACTION

- 2 Amend AESP 2350-T-250-811 Mod Instr 1, EMER E 107 modification index accordingly
- 3 File this Page 1/2 in place of Mod Instr No. 45 dated Apr 72, all pages of which are to be destroyed.

CONDITIONS OF RELEASE			
1	This information is released by the UK Government for Defence purposes only.	3	This information may be disclosed only within the Defence Department of the recipient Government, except as otherwise authorized by Ministry of Defence (Army).
2	This information must be afforded the same degree of protection as that afforded to information of an equivalent security marking originated by the recipient Government or as required by the recipient Government's security regulations.	4	This information may be subject to privately owned rights.
THIS DOCUMENT IS THE PROPERTY OF HER BRITANNIC MAJESTY'S GOVERNMENT, and is issued for the information of such persons only as need to know its contents in the course of their official duties. Any person finding this document should hand it to a British forces unit or to a police station for its safe return to the MINISTRY OF DEFENCE (Dsy (Pol)), MAIN BUILDING, WHITEHALL, LONDON SW1A 2HB with particulars of how and where found. THE UNAUTHORIZED RETENTION OR DESTRUCTION OF THIS DOCUMENT MAY BE AN OFFENCE UNDER THE OFFICIAL SECRETS ACTS OF 1911-1989. (When released to persons outside Government service, this document is issued on a personal basis and the recipient to whom it may be entrusted in confidence, within the provision of the Official Secrets Acts 1911-1989, is personally responsible for its safe custody and for seeing that its contents are disclosed only to authorized persons).			

FV430 SERIES VEHICLES, ALL MARKS

MODIFICATION INSTRUCTION NO. 1

SUBJECT: Final drive shims

CANCELLATION

INTRODUCTION

1 AESP 2350-T-250-811 Mod Instr No. 1, EMER E107 Mod Instr 46 is hereby cancelled. The details of this modification have been incorporated into the build standard.

ACTION

- 2 Amend AESP 2350-T-250-811 Mod Instr 1, EMER E 107 modification index accordingly
- 3 File this Page 1/2 in place of Mod Instr No. 46 dated Sep 78, all pages of which are to be destroyed.

CONDITIONS OF RELEASE

(To be applied to documents which the recipient Government may not release to anyone outside its Defence Departments).

- a. This information is released by the UK Government to the recipient Government for Defence purposes only.
- b. This information must be accorded the same degree of security protection as that accorded thereto by the UK Government.
- c. This information may be disclosed only within the Defence Departments of the recipient Government, except as otherwise authorized by Ministry of Defence (Army).
- d. This information may be subject to privately owned rights.

CARRIER, PERSONNEL, FULL TRACKED, FV 432, MK 1, 1/1, 2, AND 2/1
Code: 0040.0110; 0040.0113; 0040.0111; and 0040.0112

GUN, SELF-PROPELLED, 105 MM FD GUN, ABBOT, FV 433
Code: 0600.0000

CARRIER, MAINTENANCE, FULL TRACKED, FV 434, MK 1, AND 1/1
Code: 0070.0140; and 0070.0141

LAUNCHER, GUIDED MISSILE, CARRIER MOUNTED, FULL TRACKED, SWINGFIRE, FV 438
Code: 0740.0180

RADIO STATION, CARRIER MOUNTED, FULL TRACKED, SRC 50, FV 439, MK1, AND 2/1
Code: 0750.0170; and 0750.0172

TELEGRAPH STATION, CARRIER MOUNTED, FULL TRACKED, MESSAGE CENTRE,
FV 439, MK 1, AND 2/1
Code: 0760.0170; and 0760.0172

TELEPHONE EXCHANGE, CARRIER MOUNTED, FULL TRACKED, AUTO 20,
FV 439, MK 1, AND 2/1
Code: 0765.0170; and 0765.0172

TECHNICAL HANDBOOK - MODIFICATION INSTRUCTION

SUB-TITLE: Steering unit

1. Introduction

To prevent complete disconnection and in consequence loss of oil, should any of the oil connections and fittings become loose, all items are to be drilled and wire locked.

2. Priority: Routine (Mgmt N 097 refers)

3. Estimated time required: Embodiment 3 man-hours

4. Vehicles affected: All FV 430 series

5. Action required by:-

a. Units authorized to carry out base repairs

(1) During overhaul, demand the stores required and carry out this modification.

(2) Record completion of modification, and Army Modification Code, in equipment log book.

b. All recipients of this EMER

Add particulars to Tkd Veh E 107 Mod Instr Index.

6. Stores, tools, and equipment:-

a. Stores to be obtained locally

<u>VAOS Section</u>	<u>Part No</u>	<u>Designation</u>	<u>Qty per veh</u>
G2	9505-99-960-6751	Wire, locking, 22 s.w.g. (material, SSM(L)18-7, DTD 189, or DTD 161)	As reqd

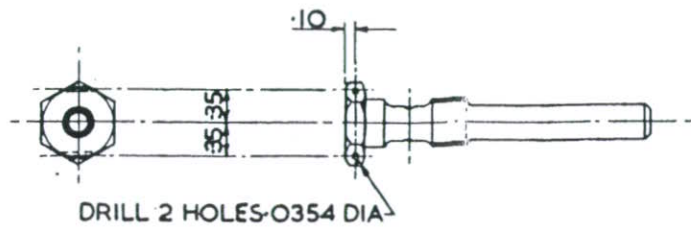
b. Stores to be modified

<u>VAOS Section</u>	<u>Part No</u>	<u>Designation</u>	<u>Qty per veh</u>
LV10	2805-99-866-2262 (FV 451972)	Jet, oil pump gear	1
LV10	4730-99-865-4399 (FV 149893)	Reducer, oil pipe	1
LV10	2805-99-866-5334 (FV 452197)	Adapter, oil pump	1
	FV 450699	Casing	1
LV10	4730-99-865-1499 (Pt No becomes FV 669871 after modification)	Plug, hex hd	2
LV10	4730-99-865-1502 (Pt No becomes FV 669872 after modification)	Plug, hex hd	2
LV10	2805-99-865-3618 (Pt No becomes FV 669873 after modification)	Adapter, housing	2

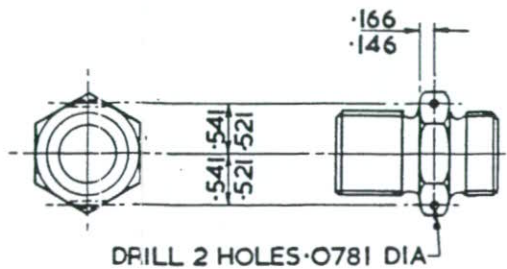
<u>VAOS Section</u>	<u>Part No</u>	<u>Designation</u>	<u>Qty per veh</u>
LV6MT1	4730-99-802-4152	Nut, union) Existing items may	1
) be found already	
LV6MT1	4730-99-801-1936	Nut, union) modified to	1
) specification.	
LV10	2520-99-865-4407 (FV 450937) (Pt No becomes FV 669880 after modification)	Pipe, oil feed assy	1
LV10	4730-99-865-5707 (FV 450947) (Pt No becomes FV 669878 after modification)	Plug, hex hd	1

7. Sequence of operations:-

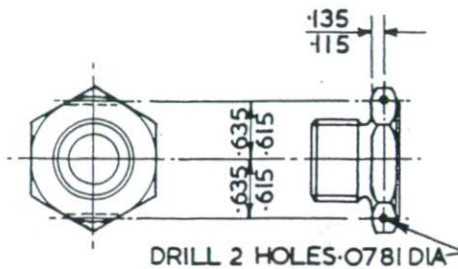
- a. See Fig 1. During overhaul of steering unit, drill 'wire locking' holes in all items listed at para 6.b to the dimensions shown.
- b. See Fig 2. During assembly, after refitting and tightening all modified items 'wire lock' as illustrated, using 22 s.w.g. wire.



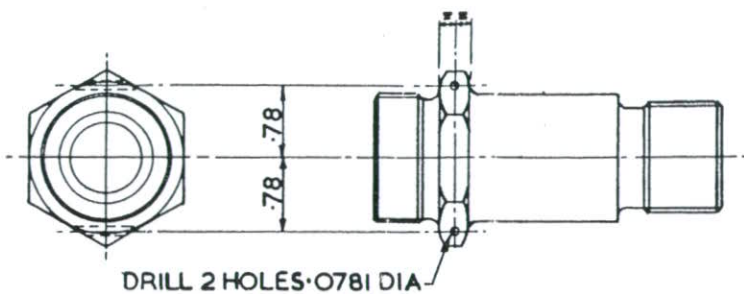
OIL JET FV451972



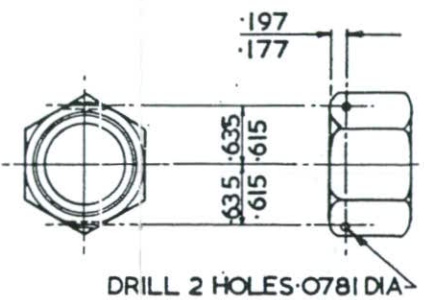
ADAPTOR HOUSING FV669873



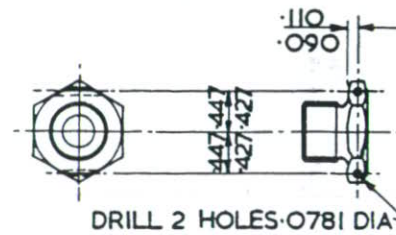
PLUG FV669878



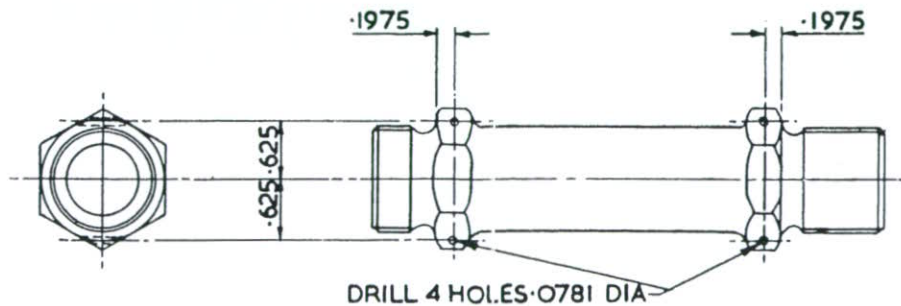
UNION ADAPTOR FV149893



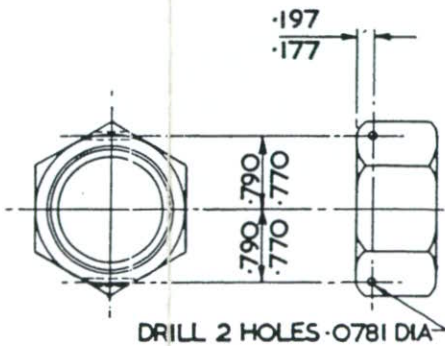
NUT UNION FV(S)88/9



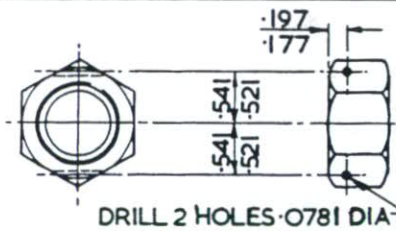
PLUG FV669872



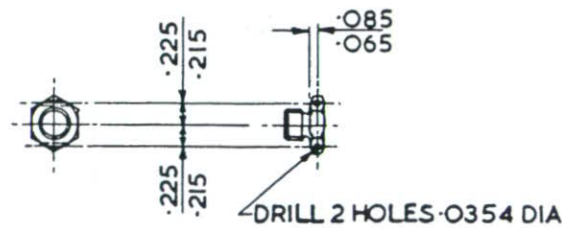
ADAPTOR FV452197



NUT FV(S)88/11



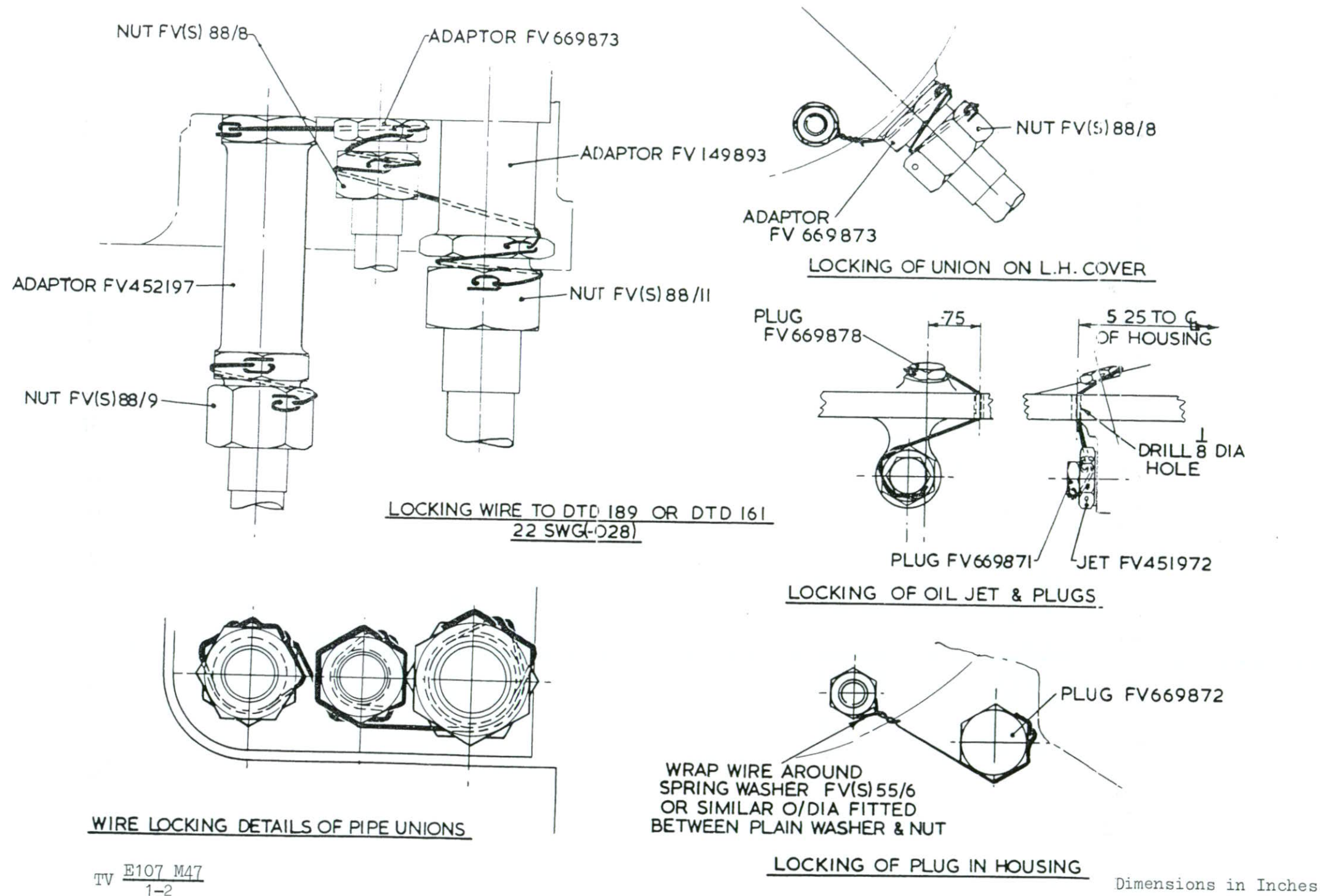
NUT FV(S)88/8



PLUG FV669871

Dimensions in
inches

Fig 1 - Drilling detail



TV E107 M47
1-2

Fig 2 - Wire locking detail

END

CONDITIONS OF RELEASE			
1	This information is released by the UK Government for Defence purposes only.	3	This information may be disclosed only within the Defence Department of the recipient Government, except as otherwise authorized by Ministry of Defence (Army).
2	This information must be afforded the same degree of protection as that afforded to information of an equivalent security marking originated by the recipient Government or as required by the recipient Government's security regulations.	4	This information may be subject to privately owned rights.
THIS DOCUMENT IS THE PROPERTY OF HER BRITANNIC MAJESTY'S GOVERNMENT, and is issued for the information of such persons only as need to know its contents in the course of their official duties. Any person finding this document should hand it to a British forces unit or to a police station for its safe return to the MINISTRY OF DEFENCE (Dsy (Pol)), MAIN BUILDING, WHITEHALL, LONDON SW1A 2HB with particulars of how and where found. THE UNAUTHORIZED RETENTION OR DESTRUCTION OF THIS DOCUMENT MAY BE AN OFFENCE UNDER THE OFFICIAL SECRETS ACTS OF 1911-1989. (When released to persons outside Government service, this document is issued on a personal basis and the recipient to whom it may be entrusted in confidence, within the provision of the Official Secrets Acts 1911-1989, is personally responsible for its safe custody and for seeing that its contents are disclosed only to authorized persons).			

FV430 SERIES VEHICLES, ALL MARKS
MODIFICATION INSTRUCTION NO. 1

SUBJECT: Improved suspension lubrication

CANCELLATION

INTRODUCTION

1 AESP 2350-T-250-811 Mod Instr No. 1, EMER E107 Mod Instr 48 is hereby cancelled. The details of this modification have been incorporated into the build standard.

ACTION

- 2 Amend AESP 2350-T-250-811 Mod Instr 1, EMER E 107 modification index accordingly
- 3 File this Page 1/2 in place of Mod Instr No. 48 dated Aug 74, all pages of which are to be destroyed.

CONDITIONS OF RELEASE

- | | |
|--|--|
| 1. This information is released by the UK Government to the recipient Government for Defence purposes only. | 3. This information may be disclosed only within the Defence Department of the recipient Government, except as otherwise authorized by Ministry of Defence (Army). |
| 2. This information must be accorded the same degree of security protection as that accorded thereto by the UK Government. | 4. This information may be subject to privately owned rights. |

FV430 SERIES VEHICLES, ALL MARKS

TECHNICAL HANDBOOK - MODIFICATION INSTRUCTION

Errata

Note: This Page 01 is to be filed immediately in front of Page 1.

Amend as follows:

Issue 2, Page 3, para 9.c., line 3.

After last sentence

Add: 'if dry, (normally Base overhaul condition) or 210 lbf ft if lubricated (normally Field condition)'

CONDITIONS OF RELEASE

- | | |
|--|--|
| 1. This information is released by the UK Government to the recipient Government for Defence purposes only. | 3. This information may be disclosed only within the Defence Department of the recipient Government, except as otherwise authorized by Ministry of Defence (Army). |
| 2. This information must be accorded the same degree of security protection as that accorded thereto by the UK Government. | 4. This information may be subject to privately owned rights |

FV430 SERIES VEHICLES ALL MARKS

TECHNICAL HANDBOOK - MODIFICATION INSTRUCTION

Errata

Note: This Page 0 is to be filed immediately in front of Page 1, Issue 2,
dated Nov 76

Amend as follows:

Page 2, para 8.a., line 10, under 'Part No'

Delete: -0347

Insert: -0374

70211 (209)
Veh Br ALM/FV0/7/30764

~~RESTRICTED~~

CONDITIONS OF RELEASE

- | | |
|--|--|
| 1. This information is released by the UK Government to the recipient Government for Defence purposes only. | 3. This information may be disclosed only within the Defence Department of the recipient Government, except as otherwise authorized by Ministry of Defence (Army). |
| 2. This information must be accorded the same degree of security protection as that accorded thereto by the UK Government. | 4. This information may be subject to privately owned rights. |

FV 430 SERIES VEHICLES ALL MARKS

TECHNICAL HANDBOOK - MODIFICATION INSTRUCTION

Note: This Issue 2, supersedes Issue 1, dated Nov 74. The list of stores has been amended and a special washer added.

SUBJECT: Steering unit - rear mounting bracket

INTRODUCTION

1. To prevent loosening of rear mounting bolt and resultant damage to mounting bracket, a mild steel boss is to be welded on top of the bracket and the existing bolt and lockwasher replaced by a longer bolt, special flat washer and a girder lockwasher.

APPLICABILITY

2. Bracket, steering unit mounting rear, 9ACR/2520-99-802-2491 (FV 602721) fitted to FV 432 MK 1, 1/1, 2 and 2/1, FV 433, FV 434 Mk 1 and 1/1, FV 438 and FV 439 Mk 1 and 2/1 vehicles (Code Nos 0040.0110; 0040.0111; 0040.0112; 0040.0113; 0600.0000; 0070.0140; 0070.0141; 0740.0180; 0750.0170; 0750.0172; 0760.0170; 0760.0172; 0765.0170; 0765.0172).

REASON FOR MODIFICATION

3. Code 3 - To improve reliability

PRIORITY

4. Routine

ESTIMATED TIME REQUIRED

5. Embodiment: 1 man-hour
Manufacturing 1 man-hour

MODIFICATION IMPLEMENTATION PLAN

6. a. This modification is to be carried out in accordance with ARMY GENERAL ADMINISTRATIVE INSTRUCTIONS (AGAI) Chapter 90, Section II by units authorized to carry out field or base repairs.
- b. Associated modifications are NIL.

~~RESTRICTED~~

8. c. Stores to be removed and reduced to produce

<u>COSA</u> <u>SECTION</u>	<u>Part No</u>	<u>Designation</u>	<u>Qty</u>
G1	5305-99-941-0372	Bolt machine UNF 3/4 in. dia	1
G1	5310-99-944-0555	Washer lock single coil 3/4 in.	1

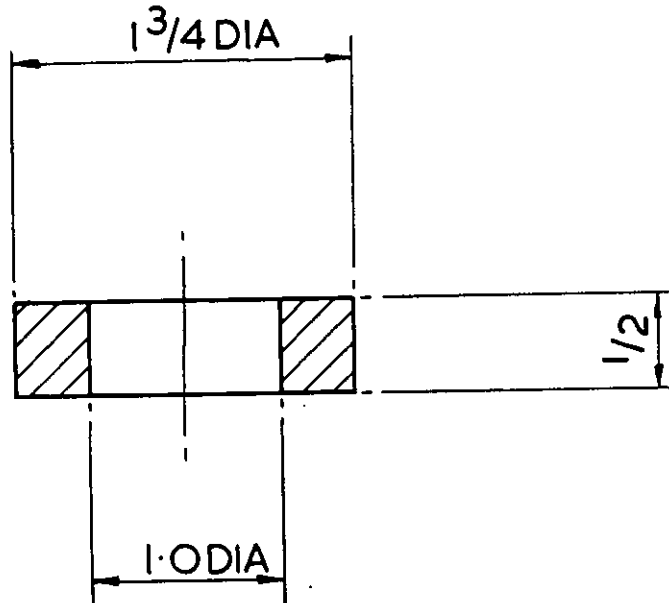
d. Stores to be modified

9ACR	2520-99-802-2491	Bracket steering unit mtg rear	1
------	------------------	--------------------------------	---

FV 602721

Sequence of operations

9. a. From material listed in para 8.b manufacture a boss and special washer as detailed in Figs 1 and 2.
- b. When refitting the steering unit in the hull use the longer bolt, lockwasher, special washer and boss to secure the rear mounting bracket, as detailed in Fig 3.
- c. When correct alignment of steering unit has been obtained, centralise the boss on the bolt and weld the boss to the rear bracket. Tighten rear securing bolt to 270 lbf ft. IF DRY, (NORMALLY BASE OVERHAUL CONDITION) OF 210 lbf ft IF LUBRICATED (NORMALLY FIELD CONDITION)



MAT:- STEEL BS 970 / ENIA

Fig 1. Boss manufacturing detail
(Dimensions in inches)

V632/2

CONDITIONS OF RELEASE

(To be applied to documents which the recipient Government may not release to anyone outside its Defence Departments).

- a. This information is released by the UK Government to the recipient Government for Defence purposes only.
- b. This information must be accorded the same degree of security protection as that accorded thereto by the UK Government.
- c. This information may be disclosed only within the Defence Departments of the recipient Government, except as otherwise authorized by Ministry of Defence (Army).
- d. This information may be subject to privately owned rights.

CARRIER, FULL TRACKED, FV432, FV434, FV438, FV439 ALL MARKS AND VARIANTS

TECHNICAL HANDBOOK - MODIFICATION INSTRUCTION

Errata

Note: This Page 0, Issue 1, is to be filed in front of Page 1.

1. Amend as follows:-

a. Page 2, para 8, item 2

Delete: 5310-99-971-3720

Insert: 5310-99-941-8122

b. Page 3, para 8, item 3

Delete: 5310-99-943-6076

Insert: 5310-99-971-3720

M 60222(91)

Veh Br ALM/FV 02/7/30787

CONDITIONS OF RELEASE

(To be applied to documents which the recipient Government may not release to anyone outside its Defence Departments).

- a. This information is released by the UK Government to the recipient Government for Defence purposes only.
- b. This information must be accorded the same degree of security protection as that accorded thereto by the UK Government.
- c. This information may be disclosed only within the Defence Departments of the recipient Government, except as otherwise authorized by Ministry of Defence (Army).
- d. This information may be subject to privately owned rights.

CARRIER, PERSONNEL, FULL TRACKED, FV 432, MK 2 AND 2/1
CARRIER, MAINTENANCE, FULL TRACKED, FV 434, MK 1 AND 1/1
LAUNCHER, GUIDED MISSILE, CARRIER MOUNTED, FULL TRACKED, FV 438
RADIO STATION, CARRIER MOUNTED, FULL TRACKED, FV 439, MK 2/1
TELEGRAPH STATION, CARRIER MOUNTED, FULL TRACKED, FV 439, MK 2/1
TELEPHONE EXCHANGE, CARRIER MOUNTED, FULL TRACKED, FV 439, MK 2/1

TECHNICAL HANDBOOK - MODIFICATION INSTRUCTION

SUBJECT: Radio distribution box, No 1 Mk 3

INTRODUCTION

1. To prevent the connections of the 160 ohm resistor failing, a clamp loop is to be fitted to the resistor on the terminal board to give additional support.

APPLICABILITY

2. Radio distribution box, No 1 Mk 3 (FV 534890).
 - a. Fitted to FV 432 Mk 2, 2/1, FV 434 Mk 1, 1/1, FV 438 and FV 439 Mk 2/1 vehicles (Code Nos 0040.0111; 0040.0112; 0070.0140; 0070.0141; 0740.0180; 0750.0172; 0760.0172; 0765.0172).
 - b. Of unmodified stock, held in RAOC.

REASON FOR MODIFICATION

3. Code 3 - to improve reliability

PRIORITY

4. Routine (Mgmt N 097 refers).

8. a. cont.

<u>Item</u>	<u>VAOS Section</u>	<u>Part No</u>	<u>Designation</u>	<u>Qty per eqpt</u>
		5310-99-943-6076 ^{Q71 3720}		
3	G1	5310-99-943-6076	Washer, spring tension, 6BA	1
4	G1	5305-99-913-3022	Screw, csk, 6BA x 5/16 in. brass	1
5	G1	5310-99-941-9114	Nut, hex, 6BA, brass	1

b. Stores to be modified

<u>Item</u>	<u>VAOS Section</u>	<u>Part No</u>	<u>Designation</u>	<u>Qty per eqpt</u>
		FV 530673	Terminal board	1
		(fitted to Radio distribution box FV 534890)		

Sequence of operations

9. a. See Fig 1. During overhaul of the Radio distribution box, No 1, Mk 3, modify the terminal board (FV 530673) by drilling a 0.125 in. hole at dimensions shown, countersink hole at 90° to 0.2 in. dia. as shown.
- b. During assembly, fit the clamp loop (item 1) to the 160 ohm resistor and secure to the terminal board using items 2,3, 4 and 5. Join connections of resistor using solder 60/40 resin cored alloy, type 1.
- c. Erase No 5 from the Radio distribution box modification record plate on completion of modification.

Testing after embodiment:

10. Nil

EMER AMENDMENTS

11. Nil

CONDITIONS OF RELEASE

- | | |
|--|--|
| 1. This information is released by the UK Government to the recipient Government for Defence purposes only. | 3. This information may be disclosed only within the Defence Department of the recipient Government, except as otherwise authorized by Ministry of Defence (Army). |
| 2. This information must be accorded the same degree of security protection as that accorded thereto by the UK Government. | 4. This information may be subject to privately owned rights. |

CARRIER, FULL TRACKED, FV432, FV433, FV434, FV438, FV439

ALL MARKS AND VARIANTS

Errata

Note: This Page 0 is to be filed immediately in front of Page 1

Amend as follows:

Issue 2, Page 2, Para 8.b., Item No 1.

Delete: Part number 'LV9ACR/2590-99-828-8690'

Insert: Part number 'Z7/5855-99-965-5095'

70311 (247)
Veh Br ALM/FV0/7/30988

CONDITIONS OF RELEASE

- | | |
|--|--|
| 1. This information is released by the UK Government to the recipient Government for Defence purposes only. | 3. This information may be disclosed only within the Defence Department of the recipient Government, except as otherwise authorized by Ministry of Defence (Army). |
| 2. This information must be accorded the same degree of security protection as that accorded thereto by the UK Government. | 4. This information may be subject to privately owned rights. |

CARRIER, FULL TRACKED, FV432, FV433, FV434, FV438, FV 439
ALL MARKS AND VARIANTS

TECHNICAL HANDBOOK - MODIFICATION INSTRUCTION

Note: This Issue 2 supersedes Issue 1 dated Sep 76 and is the authority to lift the suspension instruction dated Mar 77. Stores required have been provided as a mod kit.

SUBJECT: Driver's passive periscope, L5A1

INTRODUCTION

1. When the Driver's passive periscope, L5A1 is fitted, an electrical feeder cable from the wiper switch to the periscope is fitted in accordance with this instruction.

APPLICABILITY

2. Driver's passive periscope, L5A1
- a. Fitted to subject vehicles (Code Nos 0040.0110, 0040.0113, 0040.0111, 0040.0112, 0600.0000, 0070.0140, 0070.0141, 0740.0180, 0750.0170, 0750.0172, 0760.0170, 0760.0172, 0765.0170, 0765.0172 held by user units.
 - b. Of unmodified stock, held in RAOC and regimental technical stores.

REASON FOR MODIFICATION

3. Code 2 - to improve operational performance.

PRIORITY

4. Routine

ESTIMATED TIME REQUIRED

5. Embodiment: 1/2 man-hour

MODIFICATION IMPLEMENTATION PLAN

6. a. This modification is to be carried out by units authorized to carry out unit, field or base repairs.
- b. Associated modifications are Tkd Veh E 107/2 Mod Instr No 27 for FV432 Mk 1 vehicles.

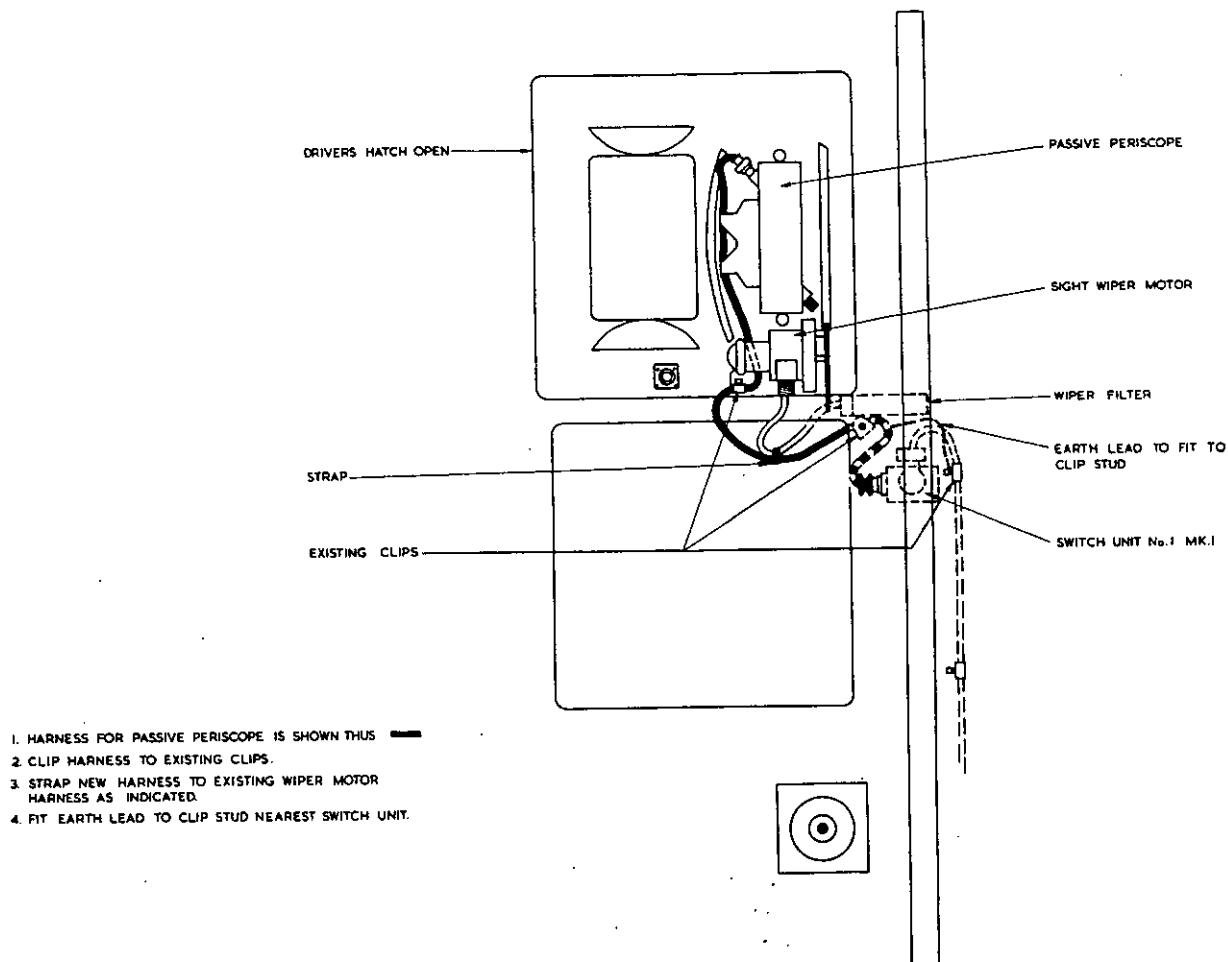


Fig 1 - Harness installation

V2829/1

70311 (163)
Veh Br ALM/FVO/7/30988
Data Centre Code FVF 7A

END

CONDITIONS OF RELEASE			
1	This information is released by the UK Government for Defence purposes only.	3	This information may be disclosed only within the Defence Department of the recipient Government, except as otherwise authorized by Ministry of Defence (Army).
2	This information must be afforded the same degree of protection as that afforded to information of an equivalent security marking originated by the recipient Government or as required by the recipient Government's security regulations.	4	This information may be subject to privately owned rights.
THIS DOCUMENT IS THE PROPERTY OF HER BRITANNIC MAJESTY'S GOVERNMENT, and is issued for the information of such persons only as need to know its contents in the course of their official duties. Any person finding this document should hand it to a British forces unit or to a police station for its safe return to the MINISTRY OF DEFENCE (Dsy (Pol)), MAIN BUILDING, WHITEHALL, LONDON SW1A 2HB with particulars of how and where found. THE UNAUTHORIZED RETENTION OR DESTRUCTION OF THIS DOCUMENT MAY BE AN OFFENCE UNDER THE OFFICIAL SECRETS ACTS OF 1911-1989. (When released to persons outside Government service, this document is issued on a personal basis and the recipient to whom it may be entrusted in confidence, within the provision of the Official Secrets Acts 1911-1989, is personally responsible for its safe custody and for seeing that its contents are disclosed only to authorized persons).			

FV430 SERIES VEHICLES, ALL MARKS
MODIFICATION INSTRUCTION NO. 1

SUBJECT: Track tensioner spreader ring

CANCELLATION

INTRODUCTION

1 AESP 2350-T-250-811 Mod Instr No. 1, EMER E107 Mod Instr 55 is hereby cancelled. The details of this modification have been incorporated into the build standard.

ACTION

- 2 Amend AESP 2350-T-250-811 Mod Instr 1, EMER E 107 modification index accordingly
- 3 File this Page 1/2 in place of Mod Instr No. 55 dated Oct 76, all pages of which are to be destroyed.

CONDITIONS OF RELEASE			
1	This information is released by the UK Government for Defence purposes only.	3	This information may be disclosed only within the Defence Department of the recipient Government, except as otherwise authorized by Ministry of Defence (Army).
2	This information must be afforded the same degree of protection as that afforded to information of an equivalent security marking originated by the recipient Government or as required by the recipient Government's security regulations.	4	This information may be subject to privately owned rights.

THIS DOCUMENT IS THE PROPERTY OF HER BRITANNIC MAJESTY'S GOVERNMENT, and is issued for the information of such persons only as need to know its contents in the course of their official duties. Any person finding this document should hand it to a British forces unit or to a police station for its safe return to the MINISTRY OF DEFENCE (Dsy (Pol)), MAIN BUILDING, WHITEHALL, LONDON SW1A 2HB with particulars of how and where found. THE UNAUTHORIZED RETENTION OR DESTRUCTION OF THIS DOCUMENT MAY BE AN OFFENCE UNDER THE OFFICIAL SECRETS ACTS OF 1911-1989. (When released to persons outside Government service, this document is issued on a personal basis and the recipient to whom it may be entrusted in confidence, within the provision of the Official Secrets Acts 1911-1989, is personally responsible for its safe custody and for seeing that its contents are disclosed only to authorized persons).

FV430 SERIES VEHICLES, ALL MARKS
MODIFICATION INSTRUCTION NO. 1

SUBJECT: Hatch retaining catches

CANCELLATION

INTRODUCTION

1 AESP 2350-T-250-811 Mod Instr No. 1, EMER E107 Mod Instr 57 is hereby cancelled. The details of this modification have been incorporated into the build standard.

ACTION

- 2 Amend AESP 2350-T-250-811 Mod Instr 1, EMER E 107 modification index accordingly
- 3 File this Page 1/2 in place of Mod Instr No. 57 dated Mar 79, all pages of which are to be destroyed.

CONDITIONS OF RELEASE

- | | |
|---|---|
| 1 This information is released by the UK Government for Defence purposes only. | 3 This information may be disclosed only within the Defence Department of the recipient Government, except as otherwise authorized by Ministry of Defence (Army). |
| 2 This information must be afforded the same degree of protection as that afforded to information of an equivalent security marking originated by the recipient Government or as required by the recipient Government's security regulations. | 4 This information may be subject to privately owned rights. |

THIS DOCUMENT IS THE PROPERTY OF HER BRITANNIC MAJESTY'S GOVERNMENT, and is issued for the information of such persons only as need to know its contents in the course of their official duties. Any person finding this document should hand it to a British forces unit or to a police station for its safe return to the MINISTRY OF DEFENCE (Dsy (Pol)), MAIN BUILDING, WHITEHALL, LONDON SW1A 2HB with particulars of how and where found. THE UNAUTHORIZED RETENTION OR DESTRUCTION OF THIS DOCUMENT MAY BE AN OFFENCE UNDER THE OFFICIAL SECRETS ACTS OF 1911-1989. (When released to persons outside Government service, this document is issued on a personal basis and the recipient to whom it may be entrusted in confidence, within the provision of the Official Secrets Acts 1911-1989, is personally responsible for its safe custody and for seeing that its contents are disclosed only to authorized persons).

FV430 SERIES VEHICLES, ALL MARKS
MODIFICATION INSTRUCTION NO. 1

SUBJECT: Exhaust protection plates

CANCELLATION

INTRODUCTION

1 AESP 2350-T-250-811 Mod Instr No. 1, EMER E107 Mod Instr 58 is hereby cancelled. The details of this modification have been incorporated into the build standard.

ACTION

- 2 Amend AESP 2350-T-250-811 Mod Instr 1, EMER E 107 modification index accordingly
- 3 File this Page 1/2 in place of Mod Instr No. 58 dated Jul 78, all pages of which are to be destroyed.

CONDITIONS OF RELEASE

- | | |
|--|--|
| 1. This information is released by the UK Government to the recipient Government for Defence purposes only. | 3. This information may be disclosed only within the Defence Department of the recipient Government, except as otherwise authorized by Ministry of Defence (Army). |
| 2. This information must be accorded the same degree of security protection as that accorded thereto by the UK Government. | 4. This information may be subject to privately owned rights. |

CARRIER, FULL TRACKED, FV 432, 434, 438, 439 ALL MARKS
GUN, SELF PROPELLED, 105 MM FIELD GUN, ABBOT FV 433

TECHNICAL HANDBOOK - MODIFICATION INSTRUCTION

Errata

Note: This Page 0 is to be filed immediately in front of Page 1.

Amend as follows:

Issue 1, Page 3, Para 9.e.

Delete: '0.060 in.'

Insert: '0.020 to 0.060 in.'

70411 (20)
Veh Br ALM/FVO/7/30891/30984
Data Centre Code FVF7A

CONDITIONS OF RELEASE

- | | |
|--|--|
| 1. This information is released by the UK Government to the recipient Government for Defence purposes only. | 3. This information may be disclosed only within the Defence Department of the recipient Government, except as otherwise authorized by Ministry of Defence (Army). |
| 2. This information must be accorded the same degree of security protection as that accorded thereto by the UK Government. | 4. This information may be subject to privately owned rights. |

CARRIER, FULL TRACKED, FV432, 434, 438, 439 ALL MARKS

GUN, SELF PROPELLED, 105 MM FIELD GUN, ABBOT FV433

TECHNICAL HANDBOOK - MODIFICATION INSTRUCTION

SUBJECT: Road and tensioner wheel hubs

INTRODUCTION

1. To provide additional protection to wheel hubs and introduce anti-static components to eliminate radio interference.

APPLICABILITY

2. Road and tensioner wheel hubs and stub axle - all FV430 series vehicles
 - a. Fitted to subject vehicles (Code Nos 0040.0110, 0040.0111, 0040.0112, 0040.0113, 0600.0000, 0070.0141, 0740.0180, 0750.0170, 0750.0172, 0760.0170, 0760.0172, 0765.0170, 0765.0172) held by user units.
 - b. Of unmodified stock, held in RAOC stores.

REASON FOR MODIFICATION

3. Code 2 - to improve operational performance.

PRIORITY

4. Routine

ESTIMATED TIME REQUIRED

5. Embodiment: 20 man-hours

MODIFICATION IMPLEMENTATION PLAN

6. This modification is to be carried out in accordance with ARMY GENERAL ADMINISTRATIVE INSTRUCTIONS (AGAI) Chap 90, Section II by units authorized to carry out base repairs.

Action required by:

7. a. Units authorized to carry out base repairs
 - (1) During overhaul obtain the items listed in para 8.a. and carry out this modification.
 - (2) Record completion details of modification against appropriate entry in equipment documents.

- c. Machine 0.4078/0.4083 in. dia hole in items 7 and 8 as detailed in Fig 2.
- d. Replace items 7 and 8.
- e. Assemble items 1, 2, 3, 4 and 5 as shown in Fig 1 using shims (item 2) to maintain a gap of ~~0.060~~ in. between face of button and hub cap.
0.020 to

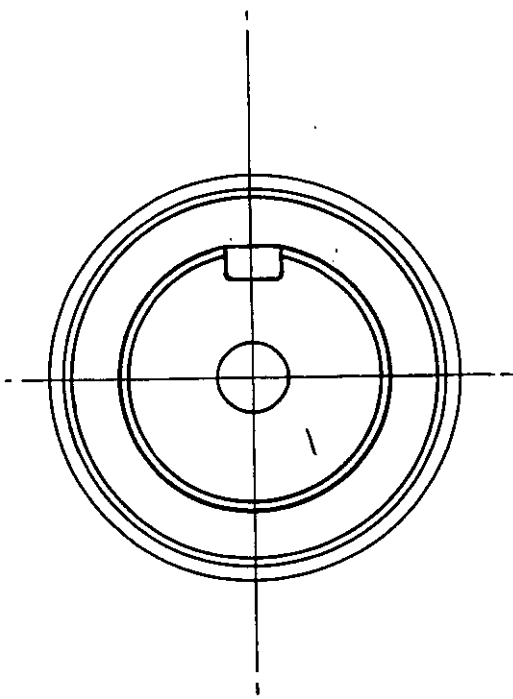
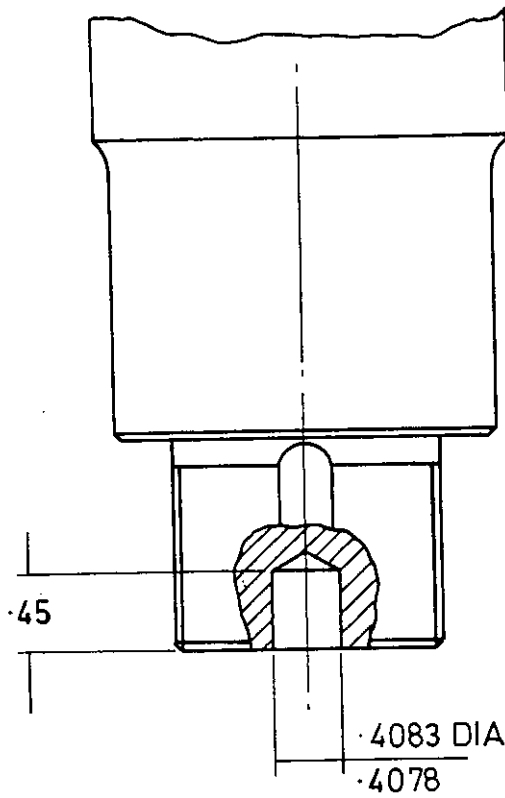


Fig 2 - Modification to stub axles

V4148/2

70312 (136)
Veh Br ALM/FVO/7/30984 Appr 30984
Data Centre Code FVF 7A

END

CONDITIONS OF RELEASE

- | | |
|--|--|
| 1. This information is released by the UK Government to the recipient Government for Defence purposes only. | 3. This information may be disclosed only within the Defence Department of the recipient Government, except as otherwise authorized by Ministry of Defence (Army). |
| 2. This information must be accorded the same degree of security protection as that accorded thereto by the UK Government. | 4. This information may be subject to privately owned rights. |

CARRIER, FULL TRACKED, FV432, 434, 438, 439 ALL MARKS
GUN SELF PROPELLED, 105 MM FIELD GUN, ABBOT FV433

TECHNICAL HANDBOOK - MODIFICATION INSTRUCTION

SUBJECT: Allison gearbox - exhaust regulator valve body

INTRODUCTION

1. a. When tightening the bolt adjacent to the plug LV10 2520-99-866-7642 as per instructions, the bore becomes distorted.

b. To prevent this, the bolt hole is bored out and a steel sleeve is fitted, thus transferring the pressure to a point below the centre line of the bore.

APPLICABILITY

2. To all FV430 series fitted with the Allison gearboxes
 - a. Fitted to subject vehicles (Code Nos 0040.0110, 0040.0111, 0040.0112, 0040.0113, 0600.0000, 0070.0141, 0740.0180, 0750.0170, 0750.0172, 0760.0170, 0760.0172, 0765.0170, 0765.0172).
 - b. Of unmodified stock, held in RAOC stores.

REASON FOR MODIFICATION

3. Code 3 - to improve reliability.

PRIORITY

4. Routine

ESTIMATED TIME REQUIRED

5. Embodiment: 1/2 man-hour - To be embodied during overhaul.

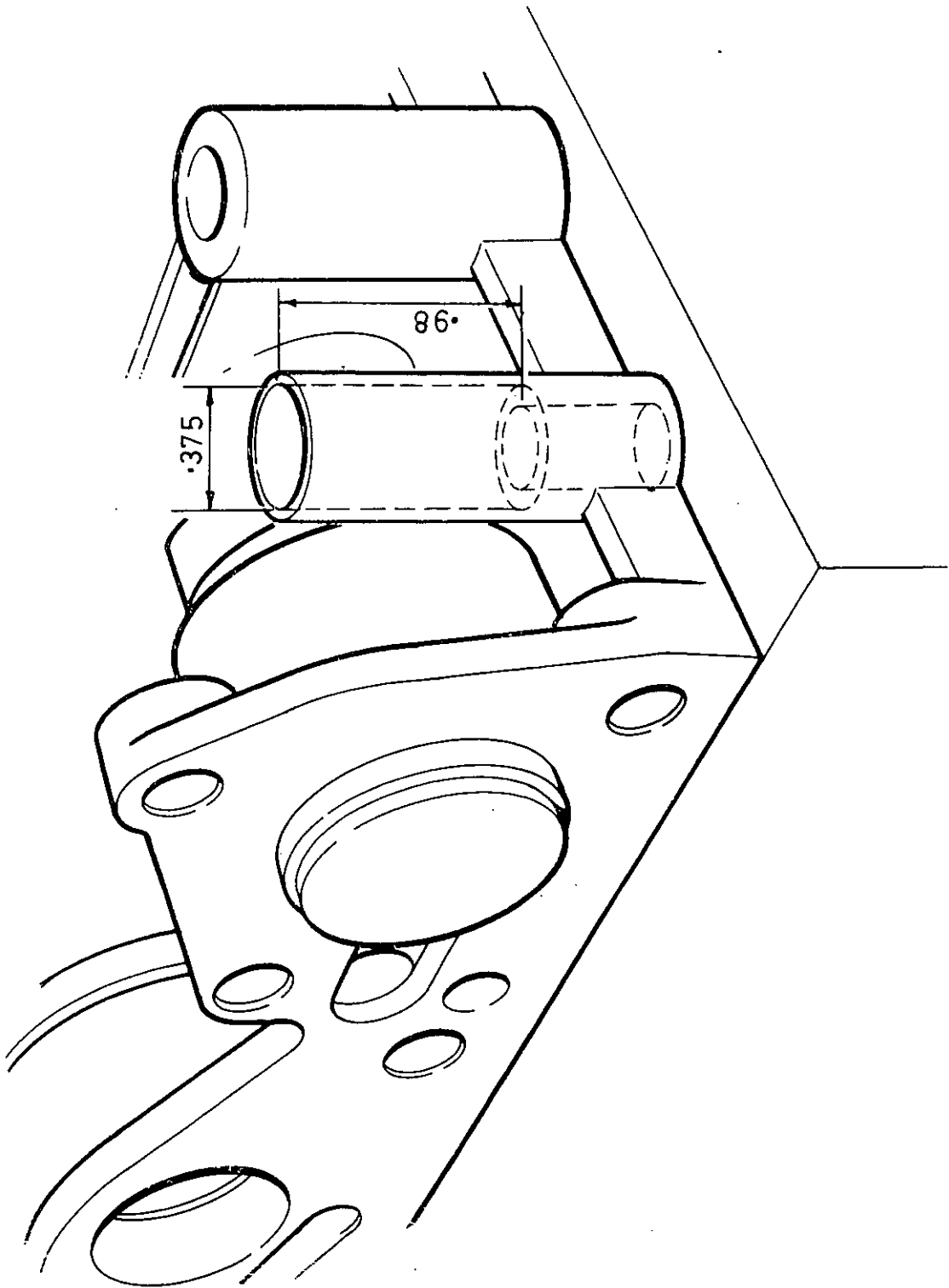
MODIFICATION IMPLEMENTATION PLAN

6. This modification is to be carried out in accordance with ARMY GENERAL ADMINISTRATIVE INSTRUCTIONS (AGAI) Chap 90, Section II by units authorized to carry out base repairs.

Action required by:

7. a. Units and establishments holding equipment

Record the Subject, EMER number and Army Modification Code in equipment documents.



V4302/1

Fig 1 - Exhaust regulator valve body
(Dimensions in inches)

70312 (161)
Veh Br TSS/1566
Data Centre Code FVF 7A

END

CONDITIONS OF RELEASE			
1	This information is released by the UK Government for Defence purposes only.	3	This information may be disclosed only within the Defence Department of the recipient Government, except as otherwise authorized by Ministry of Defence (Army).
2	This information must be afforded the same degree of protection as that afforded to information of an equivalent security marking originated by the recipient Government or as required by the recipient Government's security regulations.	4	This information may be subject to privately owned rights.
THIS DOCUMENT IS THE PROPERTY OF HER BRITANNIC MAJESTY'S GOVERNMENT, and is issued for the information of such persons only as need to know its contents in the course of their official duties. Any person finding this document should hand it to a British forces unit or to a police station for its safe return to the MINISTRY OF DEFENCE (Dsy (Pol)), MAIN BUILDING, WHITEHALL, LONDON SW1A 2HB with particulars of how and where found. THE UNAUTHORIZED RETENTION OR DESTRUCTION OF THIS DOCUMENT MAY BE AN OFFENCE UNDER THE OFFICIAL SECRETS ACTS OF 1911-1989. (When released to persons outside Government service, this document is issued on a personal basis and the recipient to whom it may be entrusted in confidence, within the provision of the Official Secrets Acts 1911-1989, is personally responsible for its safe custody and for seeing that its contents are disclosed only to authorized persons).			

FV430 SERIES VEHICLES, ALL MARKS
MODIFICATION INSTRUCTION NO. 1

SUBJECT: Engine cover sealing strips
CANCELLATION

INTRODUCTION

1 AESP 2350-T-250-811 Mod Instr No. 1, EMER E107 Mod Instr 63 is hereby cancelled. This modification refers to AESP 2350-T-251-811 Mod Instr 89, which has been cancelled.

ACTION

- 2 Amend AESP 2350-T-250-811 Mod Instr 1, EMER E 107 modification index accordingly
- 3 File this Page 1/2 in place of Mod Instr No. 63 dated Jun 80, all pages of which are to be destroyed.

ELECTRICAL AND MECHANICAL
ENGINEERING REGULATIONS
(By Command of the Defence Council)

TRACKED VEHICLES
E 107 Mod Instr No 64

CONDITIONS OF RELEASE

- | | |
|--|--|
| 1. This information is released by the UK Government to the recipient Government for Defence purposes only. | 3. This information may be disclosed only with the written authority of the Department of the recipient Government, or its equivalent, authorized by Ministry of Defence (Army). |
| 2. This information must be accorded the same degree of security protection as that accorded thereto by the UK Government. | 4. This information may be subject to private law action. |

FV 430 SERIES VEHICLES ALL MARKS

TECHNICAL HANDBOOK - MODIFICATION INSTRUCTION

Subject: Dummy socket for stowage of wiper motor harness

INTRODUCTION

1. To overcome damage to the wiper motor harness a dummy socket is fitted to the driver's longitudinal bulkhead. The socket also accepts image intensifier harness.

APPLICABILITY

2. FV 430 series vehicles (Code Nos 0040-2110, 0040-2111, 0040-2112, 0040-2113, 0070-0140, 0070-0141, 0740-0180, 0750-0172, 0760-0170, 0765-0170, 0765-0172) held by user units.

Note: FV 433 vehicles are not included.

Unmodified stock, held in RAOC and regimental technical stores.

REASON FOR MODIFICATION

3. Code 3 - to improve reliability.

PRIORITY

4. Routine.

ESTIMATED TIME REQUIRED

5. Embedment: 1/2 man-hour

MODIFICATION IMPLEMENTATION PLAN

6. a. This modification is to be implemented by units authorized to carry out unit, field and base repairs.
- b. Associated modification instructions: Nil
- c. Modification plate strike action: NA.

Action required by:

7. a. Units and establishments holding equipment

(1) Examine vehicle documents to see if modification is applicable.

(2) Examine equipment or modification record plate to see if modification is embodied and where necessary demand the stores required.

(3) On receipt of stores, request RHB to modify equipment.

(4) Record Sub: JTR number and modification code in equipment documents.

c. Units authorized carry out unit, field and base repairs

(1) When requested by users or during overhaul, obtain the items listed in para 8 and carry out this instruction.

(2) Record completion details of modification against appropriate entry in equipment documents.

(3) Complete AF G1084A when reporting completion of the modification to Date Centre using the following FORWARD code:

EQUIPMENT CODE: See para 2
MODIFICATION CODE: X-00197

c. All army units receiving this instruction, add particulars to Modification Instr Index.

Stores, tools and equipment

8. Stores to be demanded

The following modification set is to be demanded quoting this instruction as authority for demand, and

(1) Registration number of vehicle held by user unit.

(2) Registration number of vehicle for unmodified stock held in RAOC.

Item No	COSA Section	MSN/Part No	Designation	Qty
	9ACR	2590-99-833-7058	Mod set: Dummy socket harness stowage	
			comprising:	
		FV 650487	Dummy receptacle assy	(1)

Sequence of operations

9. Bracket to be secured to longitudinal upper bulkhead using existing bolt detailed in Fig 4.

Testing after embodiment

10. Nil.

PUBLICATION AMENDMENTS

11. Nil.

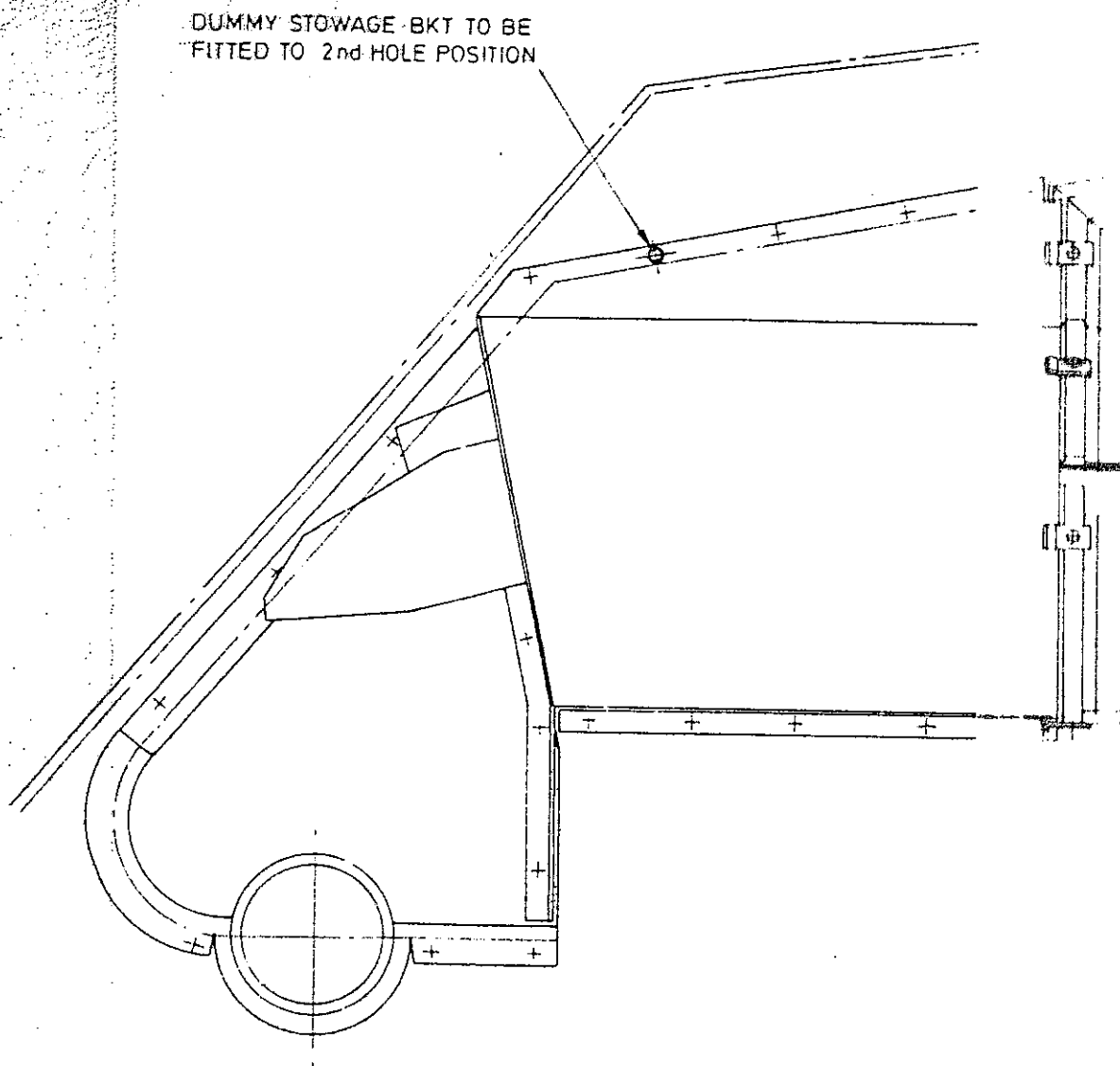


Fig 1 - Engine compartment sealing panels

END

70612 (118)
Veh Br ALM/FVO/7/30993
Data Centre Code FVF7a

CONDITIONS OF RELEASE

- | | |
|---|---|
| 1 This information is released by the UK Government to the recipient Government for Defence purposes only. | 3 This information may be disclosed only within the Defence Department of the recipient Government, except as otherwise authorised by Ministry of Defence (Army). |
| 2 This information must be accorded the same degree of security protection as that accorded thereto by the UK Government. | 4. This information may be subject to privately owned rights |

THIS DOCUMENT IS THE PROPERTY OF HER BRITANNIC MAJESTY'S GOVERNMENT, and is issued for the information of such persons only as need to know its contents in the course of their official duties. Any person finding this document should hand it into a British forces unit or to a police station for its safe return to the MINISTRY OF DEFENCE D.MOD Sy LONDON SW1A 2HB with particulars of how and where found. THE UNAUTHORISED RETENTION OR DESTRUCTION OF THE DOCUMENT IS AN OFFENCE UNDER THE OFFICIAL SECRETS ACTS OF 1911 - 1939. (When released to persons outside Government service, this document is issued on a personal basis and the recipient to whom it is entrusted in confidence within the provision of the Official Secrets Acts 1911 - 1939, is personally responsible for its safe custody and for seeing that its contents are disclosed only to authorised persons).

FV 430 SERIES VEHICLES, ALL MARKS

TECHNICAL HANDBOOK - MODIFICATION INSTRUCTION

Errata

Note ...

This Page 0/01 is to be filed immediately in front of Page 1.

Amend as follows:

- 1 Page 1, Issue 1 para 6, sub-para b:

Insert: Tkd Veh E 109/2 Misc Instr No 50. ✓

MVEE Approval: 31075
Veh & Wpns Br REME ALM/43000
Project No 70911(249)

CONDITIONS OF RELEASE

- | | |
|--|--|
| 1. This information is released by the UK Government to the recipient Government for Defence purposes only. | 3. This information may be disclosed only within the Defence Department of the recipient Government, except as otherwise authorized by Ministry of Defence (Army). |
| 2. This information must be accorded the same degree of security protection as that accorded thereto by the UK Government. | 4. This information may be subject to privately owned rights. |

THIS DOCUMENT IS THE PROPERTY OF HER BRITANNIC MAJESTY'S GOVERNMENT, and is issued for the information of such persons only as need to know its contents in the course of their official duties. Any person finding this document should hand it in to a British forces unit or to a police station for its safe return to the MINISTRY OF DEFENCE, (Sv 31A1), METROPOLE BUILDING, NORTHUMBERLAND AVENUE, LONDON WC2N 5BL with particulars of how and where found. THE UNAUTHORIZED RETENTION OR DESTRUCTION OF THE DOCUMENT IS AN OFFENCE UNDER THE OFFICIAL SECRETS ACTS OF 1911-1939. (When released to persons outside Government service, this document is issued on a personal basis and the recipient to whom it is entrusted in confidence, within the provisions of the Official Secrets Acts 1911-1939, is personally responsible for its safe custody and for seeing that its contents are disclosed only to authorized persons).

FV 430 SERIES VEHICLES, ALL MARKS

TECHNICAL HANDBOOK - MODIFICATION INSTRUCTION

SUBJECT: Stowage for passive night sight

(MVEE Approval No 31075)

INTRODUCTION

1. A stowage container is to be fitted into the engine compartment upper front sealing panel to accommodate the passive night sight.

Note: When the container is fitted, the inspection light on all mks and vehicle nomenclature plate fitted to FV 432 Mks 2, 2/1, FV 434 and FV 439 Mk 2/1 are repositioned.

APPLICABILITY

2. Upper front sealing panel FV 524785 or FV 559972 fitted to subject vehicles (Code No 0040-0110, 0040-0111, 0040-0112, 0040-0113, 0040-2110, 0040-2111, 0040-2112, 0040-2113, 0045-1112, 0045-3000, 0070-0140, 0070-0141, 0070-3000, 0070-3001, 0750-0172, 0760-0170, 0760-0172, 0765-0172) held by user units.

REASON FOR MODIFICATION

3. Code 2 - to improve operational performance.

PRIORITY

4. Immediate

ESTIMATED TIME REQUIRED

5. Embodiment: 8 man-hours

MODIFICATION IMPLEMENTATION PLAN

6. a. This modification is to be implemented by units authorized to carry out unit, field and base repairs.
- b. Associated modification instructions: Tkd Veh E 107 Mod Instr No 52.
Tkd Veh E 107/2 Mod Instr No 27.
Tkd Veh E 109/2 Misc Instr No 50
- c. Modification plate strike action: NA.

Stores to be demanded (cont'd)

<u>Item</u> <u>No</u>	<u>COSA</u> <u>Section</u>	<u>NSN/Part No</u>	<u>Designation</u>	<u>Qty</u>
--------------------------	-------------------------------	--------------------	--------------------	------------

Notes:

- (1) If item 7 is not used, return to stores.
(2) Item 2 is a permanent fixture of item 1.

	9ACR	2540-99-838-7106	Mod set: B. Night sight stowage kit for FV 432 Mks 2, 2/1 and FV 439 Mk 2/1	1
			comprising:	
8		2540 99 753 5967 NF FV 951710	Container assy - driver's sight	(1)
9	9ACR	5330-99-837-2312 ✓ (FV 951701)	Gasket	(1)
10	9ACR	2540-99-822-3640 x (FV 650208)	Strap - retaining	(1)
11	G1	5305-99-941-0524	Screw 5/16 UNF x 5/8 in. lg	(8)
12	G1	5310-99-944-0549	Washer lock 5/16 in. dia	(8)
13		ND	Weld nut 5/16 UNF	(8)
14		ND	Thread cutting screws No 10 - 32 x 1/2 in. lg Type T or D	(4)

Note: Item 10 is a permanent fixture of item 8.

	9ACR	2540-99-838-7107	Mod set: C. Night sight stowage kit for FV 434 all mks	1
			comprising:	
15		FV 951711	Container assy - driver's sight	(1)
16	9ACR	5330-99-837-2312 (FV 951701)	Gasket	(1)
17	9ACR	2540-99-822-3640 (FV 650208)	Strap - retaining	(1)
18	G1	5305-99-941-0524	Screw 5/16 UNF x 5/8 in. lg	(8)
19	G1	5310-99-944-0549	Washer lock 5/16 in. dia	(8)
20		ND	Weld nut 5/16 UNF	(8)
21		ND	Thread cutting screws No 10 - 32 x 1/2 in. lg Type T or D	(4)

Note: Item 17 is a permanent fixture of item 15.

b. Stores to be removed and reduced to scrap

<u>Item</u> <u>No</u>	<u>COSA</u> <u>Section</u>	<u>NSN/Part No</u>	<u>Designation</u>	<u>Qty</u> <u>per eqpt</u>
22	LV6MT3	2590-99-802-7549	Bracket inspection sight	1

(7) The inspection light and passive night sight are stowed in vehicle as detailed in Fig 4.

c. Mod set 'C' FV 434

- (1) Remove engine compartment upper front sealing panel (24).
- (2) Remove inspection light bracket (22) and nomenclature plate from sealing panel, discard inspection light bracket and retain nomenclature plate.
- (3) Modify sealing panel and weld nuts (20) to panel as detailed in Fig 2.
- (4) Fit gasket (16) and container assembly (15) to sealing panel using lock washers (19) and screws (18).
- (5) Refit modified sealing panel to vehicle.
- (6) Cut away a section of insulation lining (28) from the rear of the drivers compartment l.h. longitudinal lower bulkhead (26) and using screws (21) fit nomenclature plate to dimensions detailed in Fig 3.
- (7) The inspection light and passive night sight are stowed in vehicle as detailed in Fig 4.

Testing after embodiment

10. Nil.

EFFECT ON WEIGHT

11. Negligible.

PUBLICATION AMENDMENTS

12. Nil.

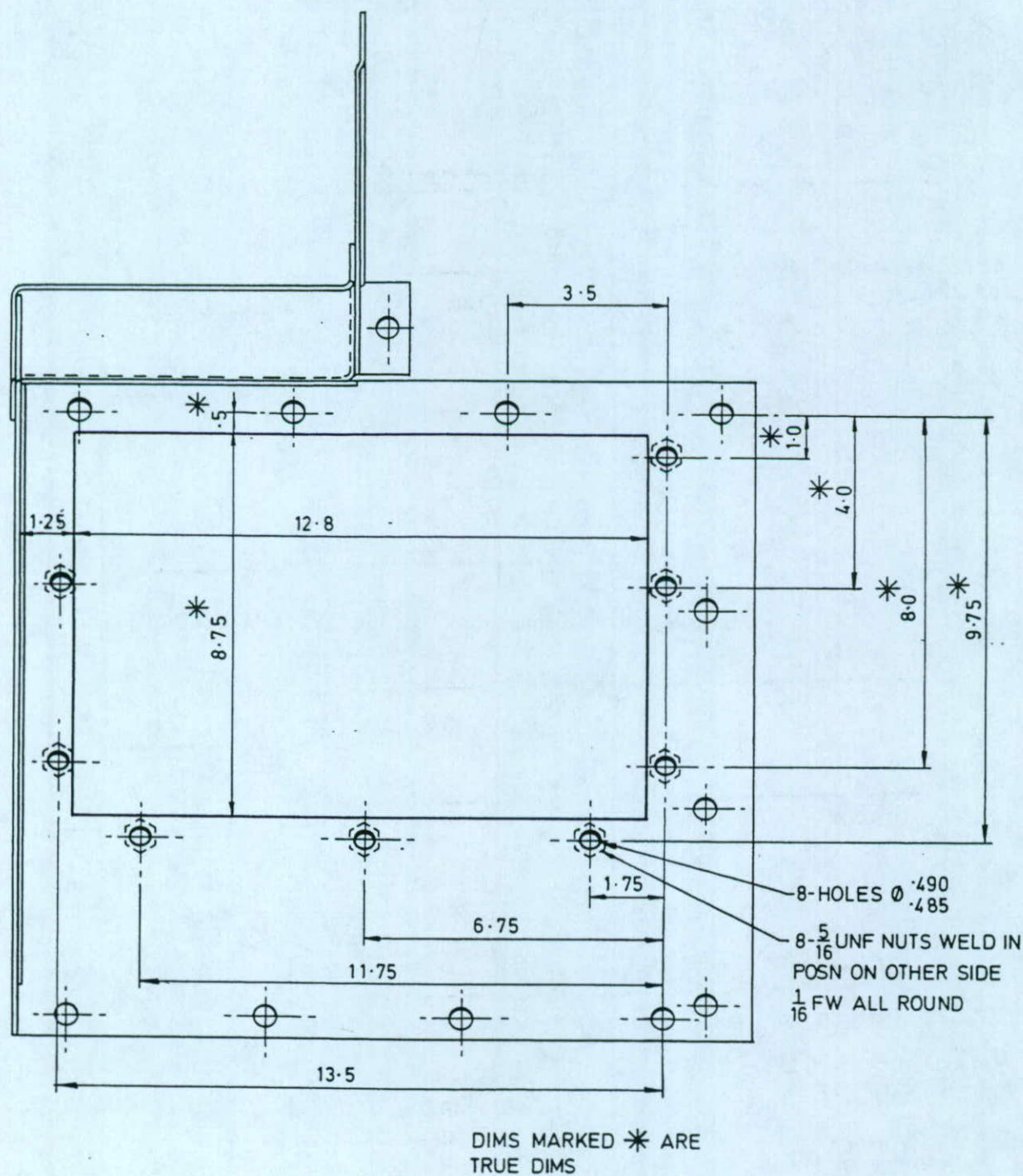


Fig 2 - Detail of modification of sealing panel
(FV 432 Mks 2, 2/1, FV 434, and FV 439 Mk 2/1)

(Dimensions in inches)

V3016/2

CONDITIONS OF RELEASE			
1	This information is released by the UK Government for Defence purposes only.	3	This information may be disclosed only within the Defence Department of the recipient Government, except as otherwise authorized by Ministry of Defence (Army).
2	This information must be afforded the same degree of protection as that afforded to information of an equivalent security marking originated by the recipient Government or as required by the recipient Government's security regulations.	4	This information may be subject to privately owned rights.
THIS DOCUMENT IS THE PROPERTY OF HER BRITANNIC MAJESTY'S GOVERNMENT, and is issued for the information of such persons only as need to know its contents in the course of their official duties. Any person finding this document should hand it to a British forces unit or to a police station for its safe return to the MINISTRY OF DEFENCE (Dsy (Pol)), MAIN BUILDING, WHITEHALL, LONDON SW1A 2HB with particulars of how and where found. THE UNAUTHORIZED RETENTION OR DESTRUCTION OF THIS DOCUMENT MAY BE AN OFFENCE UNDER THE OFFICIAL SECRETS ACTS OF 1911-1989. (When released to persons outside Government service, this document is issued on a personal basis and the recipient to whom it may be entrusted in confidence, within the provision of the Official Secrets Acts 1911-1989, is personally responsible for its safe custody and for seeing that its contents are disclosed only to authorized persons).			

FV 430 SERIES VEHICLES, ALL MARKS

MODIFICATION INSTRUCTION NO. 1 (EMER TV E107 Mod Instr No 66)

SUBJECT: Drivers seat

CANCELLATION

INTRODUCTION

- 1 AESP 2350-T-250-811 Mod Instr No. 1, EMER TV E107 Mod Instr No.66 dated Mar 86 is hereby cancelled. The details of this modification have been incorporated into the build standard. The seat referred to in this instruction has been superseded by a metric seat. The original design of the drivers seat is to be replaced on failure with the new metric seat.

ACTION

- 2 Amend AESP 2350-T-250-811 Mod Instr No.1, EMER TV E107 modification index accordingly.
- 3 File this Page 1/2 in place of Mod Instr No. 66 dated Mar 86, all pages of which are to be destroyed.

CONDITIONS OF RELEASE			
1	This information is released by the UK Government for Defence purposes only.	3	This information may be disclosed only within the Defence Department of the recipient Government, except as otherwise authorized by Ministry of Defence (Army).
2	This information must be afforded the same degree of protection as that afforded to information of an equivalent security marking originated by the recipient Government or as required by the recipient Government's security regulations.	4	This information may be subject to privately owned rights.
THIS DOCUMENT IS THE PROPERTY OF HER BRITANNIC MAJESTY'S GOVERNMENT, and is issued for the information of such persons only as need to know its contents in the course of their official duties. Any person finding this document should hand it to a British forces unit or to a police station for its safe return to the MINISTRY OF DEFENCE (Dsy (Pol)), MAIN BUILDING, WHITEHALL, LONDON SW1A 2HB with particulars of how and where found. THE UNAUTHORIZED RETENTION OR DESTRUCTION OF THIS DOCUMENT MAY BE AN OFFENCE UNDER THE OFFICIAL SECRETS ACTS OF 1911-1989. (When released to persons outside Government service, this document is issued on a personal basis and the recipient to whom it may be entrusted in confidence, within the provision of the Official Secrets Acts 1911-1989, is personally responsible for its safe custody and for seeing that its contents are disclosed only to authorized persons).			

FV430 SERIES VEHICLES, ALL MARKS
MODIFICATION INSTRUCTION NO. 1

SUBJECT: Gun mount

CANCELLATION

INTRODUCTION

1 AESP 2350-T-250-811 Mod Instr No. 1, EMER E107 Mod Instr 68 is hereby cancelled. The details of this modification have been incorporated into the build standard.

ACTION

- 2 Amend AESP 2350-T-250-811 Mod Instr 1, EMER E 107 modification index accordingly
- 3 File this Page 1/2 in place of Mod Instr No. 68 dated Mar 85, all pages of which are to be destroyed.

CONDITIONS OF RELEASE

- | | |
|--|--|
| 1. This information is released by the UK Government to the recipient Government for Defence purposes only. | 3. This information may be disclosed only within the Defence Department of the recipient Government, except as otherwise authorised by Ministry of Defence (Army). |
| 2. This information must be accorded the same degree of security protection as that accorded thereto by the UK Government. | 4. This information may be subject to privately owned rights. |

THIS DOCUMENT IS THE PROPERTY OF HER BRITANNIC MAJESTY'S GOVERNMENT, and is issued for the information of such persons only as need to know its contents in the course of their official duties. Any person finding this document should hand it into a British forces unit or to a police station for its safe return to the MINISTRY OF DEFENCE D.MOD Sy LONDON SW1A 2HB with particulars of how and where found. THE UNAUTHORISED RETENTION OR DESTRUCTION OF THE DOCUMENT IS AN OFFENCE UNDER THE OFFICIAL SECRETS ACTS OF 1911 - 1939. (When released to persons outside Government service, this document is issued on a personal basis and the recipient to whom it is entrusted in confidence within the provision of the Official Secrets Acts 1911 - 1939, is personally responsible for its safe custody and for seeing that its contents are disclosed only to authorised persons).

FV 430 SERIES VEHICLES, ALL MARKS

TECHNICAL HANDBOOK - MODIFICATION INSTRUCTION

SUBJECT: Radio Junction Box (RJB) FV 229319 (MAE No 20/0/0011)

INTRODUCTION

1 To enable the Clansman harnesses to be fitted the existing terminal bar assy studs are to be replaced by longer studs (RISTS 51102580) to the two RJB's fitted in FV 430 series vehicles.

APPLICABILITY

2 FV 430 series vehicles fitted with Radio Junction Box FV 229319 (6MT4/6110-99-805-6323).

2.1 Fitted to FV 430 series vehicles excluding FV 433 (Code Nos 0040-0110, 0040-0111, 0040-0112, 0040-0113, 0040-2110, 0040-2111, 0040-2112, 0040-2113, 0045-1112, 0045-3000, 0070-0140, 0070-0141, 0070-3000, 0070-3001, 0750-3000, 0755-3000, 0754-3000, 0750-0001, 0750-0172, 0765-0172, 0760-0172, 0740-0180, 0740-0300) held by user units.

2.2 Unmodified stock, held in RAOC and technical stores.

REASON FOR MODIFICATION

3 Code 1 - to improve safety

PRIORITY

4 Immediate

ESTIMATED TIME REQUIRED

5 Embodiment: 1 man-hour (each box)

Note ...

This Issue 2 Pages 3 and 4 supersedes Issue 1 Pages 3 and 4 dated May 85.
Caution added and para 9.9 amended.

<u>Item No</u>	<u>COSA Section</u>	<u>NSN/Part No</u>	<u>Designation</u>	<u>Qty per eqpt</u>
	Z9	5820-99-784-5895	Mod set: ELECTRONIC EQUIPMENT each comprising:	2
1	RISTS No 51102580		Terminal stud brass	(6)
	8.2	<u>Stores to be removed</u>		
2	LUCAS	949209	Terminal stud brass	12

WARNING ...

THE VOLTAGES USED IN THIS EQUIPMENT CAN ENDANGER HUMAN LIFE. REPAIRS AND MODIFICATIONS ARE TO BE CARRIED OUT BY QUALIFIED TRADESMEN ONLY, USING AUTHORISED TOOLS AND TEST EQUIPMENT.

Notes ...

- (1) Numbers in brackets refer to mod set items and stores to be removed listed in paragraphs 8.1 and 8.2 of this instruction.
- (2) There are two RJB's both fed by a 100 amp fuse in the Radio Distribution Box, one is situated on the left-hand side sill under the engine fire extinguishers, and the other in the driver's compartment on the right-hand side wall (the same sequence of operations apply to both boxes).

Sequence of operations

9 Carry out the modification as follows:

- 9.1 Turn Radio Distribution Box master switch to OFF.
- 9.2 Remove RJB from vehicle.
- 9.3 Remove top cover.
- 9.4 Remove four nuts securing terminal bar assembly to box.
- 9.5 Disconnect leads at terminal stud connections on bus bars and withdraw the terminal bar assembly.
- 9.6 Remove the six terminal studs (2) and replace with new studs (1).

Vehs & Wpns Br 71011(156)

CONDITIONS OF RELEASE

- | | |
|--|--|
| 1. This information is released by the UK Government to the recipient Government for Defence purposes only. | 3. This information may be disclosed only within the Defence Department of the recipient Government, except as otherwise authorised by Ministry of Defence (Army). |
| 2. This information must be accorded the same degree of security protection as that accorded thereto by the UK Government. | 4. This information may be subject to privately owned rights |

THIS DOCUMENT IS THE PROPERTY OF HER BRITANNIC MAJESTY'S GOVERNMENT, and is issued for the information of such persons only as need to know its contents in the course of their official duties. Any person finding this document should hand it into a British forces unit or to a police station for its safe return to the MINISTRY OF DEFENCE D.MOD Sy LONDON SW1A 2HB with particulars of how and where found. THE UNAUTHORISED RETENTION OR DESTRUCTION OF THE DOCUMENT IS AN OFFENCE UNDER THE OFFICIAL SECRETS ACTS OF 1911 - 1939. (When released to persons outside Government service, this document is issued on a personal basis and the recipient to whom it is entrusted in confidence within the provision of the Official Secrets Acts 1911 - 1939, is personally responsible for its safe custody and for seeing that its contents are disclosed only to authorised persons).

FV430 SERIES VEHICLES, ALL MARKS

TECHNICAL HANDBOOK - MODIFICATION INSTRUCTION

Note ...

This Issue 2 Pages 1 to 6/7 supersedes Pages 1 to 6/7 dated 1 Feb 86, several minor changes have been made.

SUBJECT: NBC Protection
(MAE 20/8/0004)

INTRODUCTION

1 To provide power for full collective NBC protection and to retain existing power for CBR, internal wiring changes to the Distribution Panel are required.

1.1 Limitation on use of equipment. Nil.

APPLICABILITY

2 Distribution Panel No 6 Mk 1 (FV 534891) fitted to FV 430 series vehicles with K60 engines (less FV 433). (Code Nos. 0040-0111, 0040-0112, 0040-2111, 0040-2112, 0040-3000, 0040-3001, 0040-3002, 0042-3000, 0042-3001, 0045-1112, 0045-3000, 0060-3000, 0070-0140, 0070-0141, 0070-3000, 0070-3001, 0735-3000, 0736-3000, 0750-0001, 0750-0172, 0750-3000, 0754-3000, 0755-3000) held by user units.

2.1 Unmodified stock held in vehicle depots and technical stores.

REASON FOR MODIFICATION

3 Code 2 - to improve operational performance.

PRIORITY

4 Immediate

<u>Item No.</u>	<u>COSA Section</u>	<u>NSN/Part No</u>	<u>Designation</u>	<u>Qty per eqpt</u>
	X2	⁰ 6118 -99-783-6707	Mod set: Distribution Panel No 6 Mk 1 comprising:	1
1		FV 1021493/1	Link (S2/S4)	(1)
2		FV 1021493/2	Link (S4/CBG)	(1)
3		FV 1021493/3	Link (S2NO/SK16A)	(1)
4		FV 1021493/4	Link (RBB/CBG)	(1)
5		FV 1021493/5	Link (S4NO/SK12A)	(1)
6		FV 1021494	Link (RBB/CBH)	(2)
7		FV 1021492	Label	(1)
8	G1	5305-99-120-1821	Screw, hammer drive 1/8 in. lg No '00' PKN cad plated type 'U'.	(2)

8.2 Stores to be removed and reduced to scrap

9		FV 573449/1	Link (S2NO/CBH/CBH)	1
10		FV 573449/2	Link (RBB/RBB/S2C)	1
11		FV 573440/10	Link (CB-G to S4NO)	1
12		FV 573440/11	Link (RBB to S4C)	1
13		FV 573543	Label	1
14			Link (SK 12A/CBG)	1

Sequence of Operations

WARNING...

THE VOLTAGES USED IN THIS EQUIPMENT CAN ENDANGER HUMAN LIFE. REPAIRS AND MODIFICATIONS ARE TO BE CARRIED OUT BY QUALIFIED TRADESMEN ONLY, USING AUTHORISED TOOLS AND TEST EQUIPMENT.

Notes ...

- (1) Mod strikes 1 and 2 should be actioned before carrying out this instruction.
- (2) Item numbers quoted refer to those listed in para 8 of this instruction.

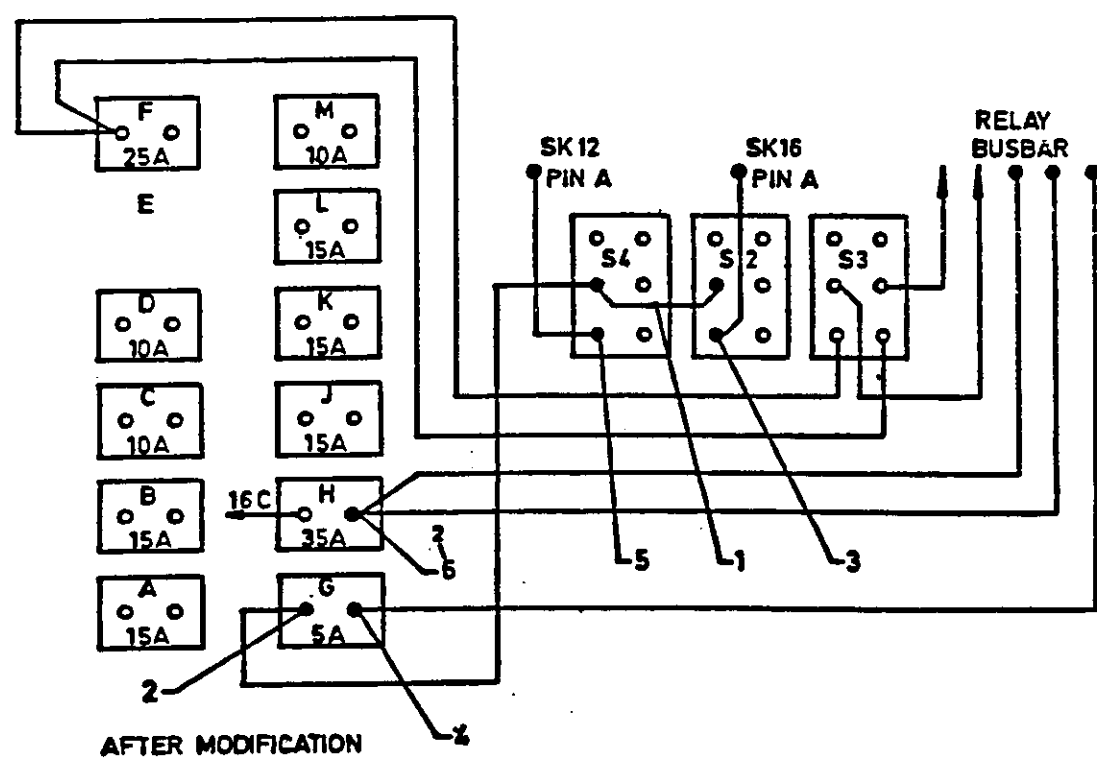
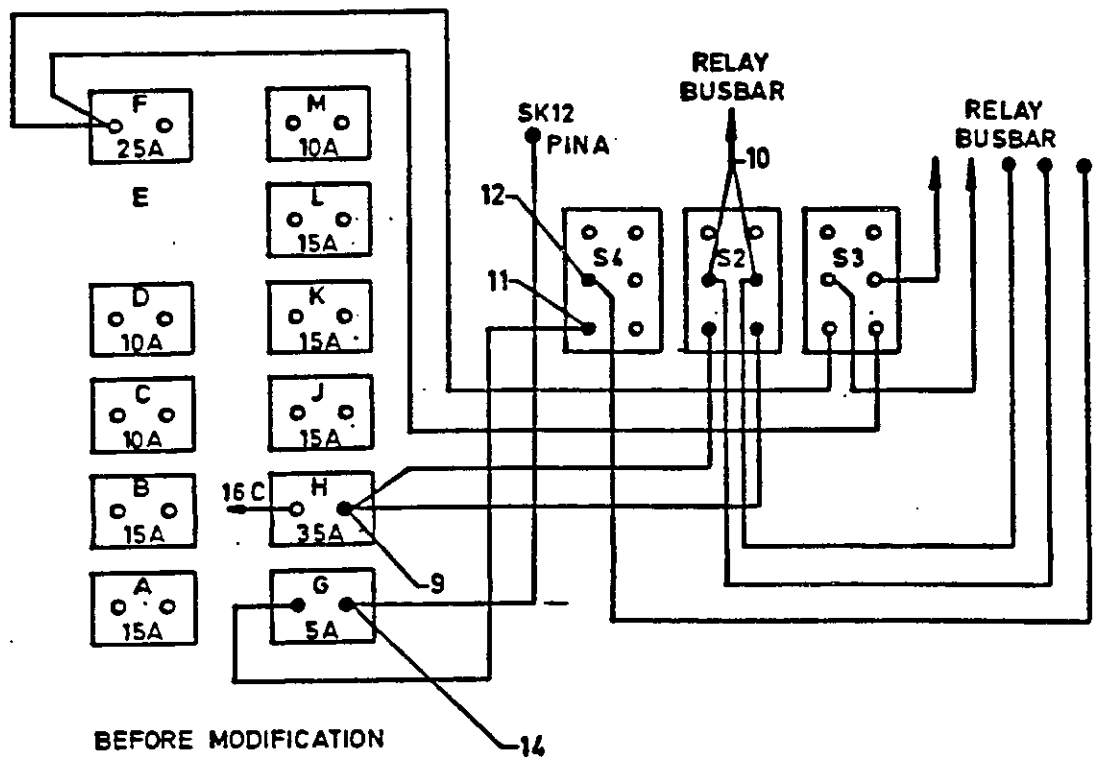
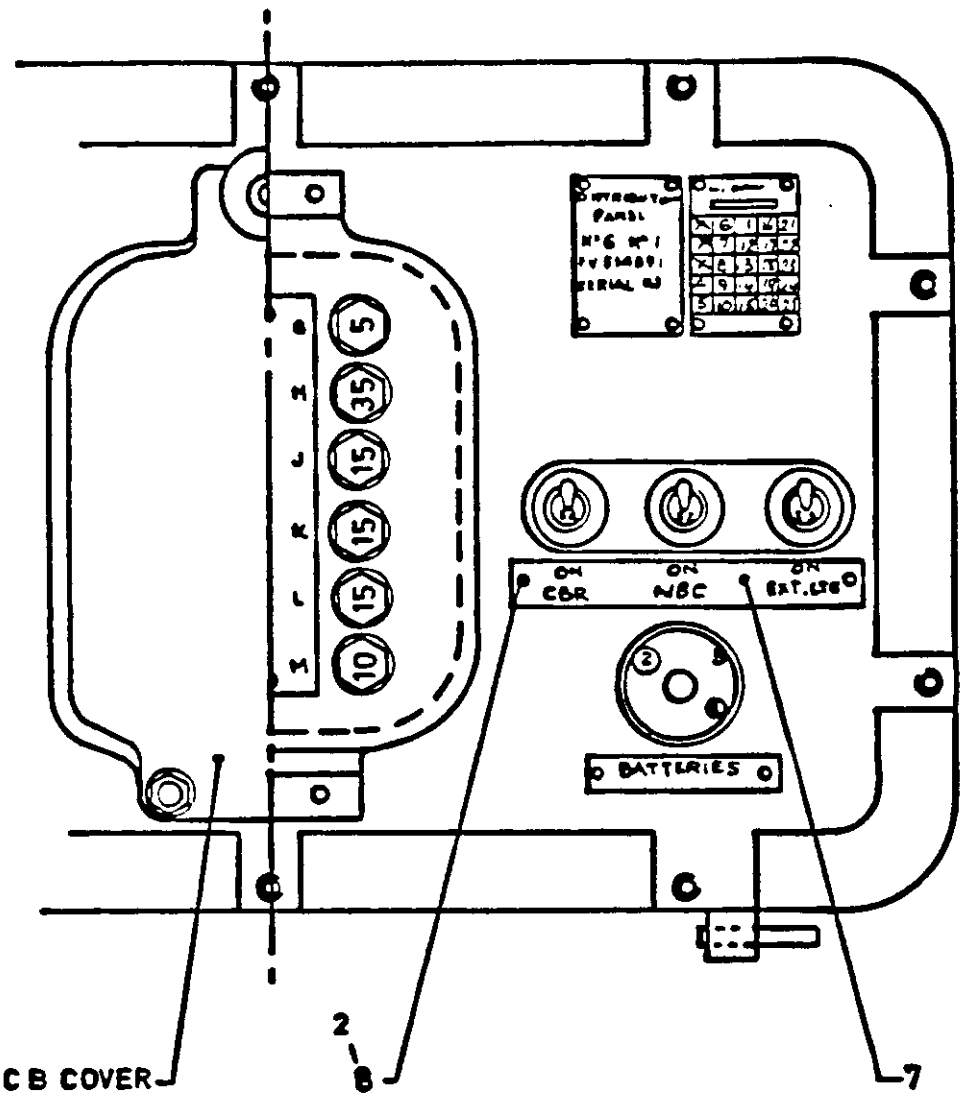


Fig 1 - Wiring diagram

V7540/1



V7540/2

Fig 2 - Cover S/Assy, showing label and circuit breaker cover

71312(250)

CONDITIONS OF RELEASE	
1. This information is released by the UK Government to the recipient Government for Defence purposes only.	3. This information may be disclosed only within the Defence Department of the recipient Government except as otherwise authorised by Ministry of Defence (Army).
2. This information must be accorded the same degree of security protection as that accorded thereto by the UK Government.	4. This information may be subject to privately owned rights.

THIS DOCUMENT IS THE PROPERTY OF HER BRITANNIC MAJESTY'S GOVERNMENT, and is issued for the information of such persons only as need to know its contents in the course of their official duties. Any person finding this document should hand it into a British forces unit or to a police station for its safe return to the MINISTRY OF DEFENCE, D.MOD 57 LONDON SW 1A 2HE with particulars of how and where found. THE UNAUTHORISED RETENTION OR DESTRUCTION OF THE DOCUMENT IS AN OFFENCE UNDER THE OFFICIAL SECRETS ACTS OF 1911-1989. (When released to persons outside Government service, this document is issued on a personal basis and the recipient to whom it is entrusted in confidence within the provision of the Official Secrets Acts 1911-1989, is personally responsible for its safe custody and for seeing that its contents are disclosed only to authorised persons).

FV 430 SERIES VEHICLES, ALL MARKS

TECHNICAL HANDBOOK - MODIFICATION INSTRUCTION

SUBJECT: Driver's periscope

(MAE 43/0/0009)

INTRODUCTION

1 To enable the driver's periscope mounting to accommodate both L5A1 and L13A1 passive night driver's periscope and No 33 Mk 1 (DAYLIGHT) periscope in an easily accessible manner.

1.1 Limitations on use of equipment. Nil

APPLICABILITY

2 Driver's periscope mounting No 2 Mk 1 FV 462402, fitted to subject vehicles (Code No 0040-0111, 0040-0112, 0040-2111, 0040-2112, 0040-3002, 0042-3000, 0042-3001, 0045-3000, 0060-3000, 0062-3000, 0070-0140, 0070-0141, 0070-3000, 0070-3001, 0735-3000, 0736-3000, 0750-3000, 0754-3000, 0755-3000) held by user units.

2.1 Unmodified stock, held at all levels of technical storage.

REASON FOR MODIFICATION

3 Code 3 - to improve reliability.

PRIORITY

4 Routine.

ESTIMATED TIME REQUIRED

5 Embodiment: 0.5 man-hour.

Item No	DMC	NSN/Part No	Designation	Qty per eqpt
2	9ACR	2590-99-513-8064 (FV 2171719)	Slide, periscope mount	2
8.2 <u>Stores to be removed and reduced to scrap.</u>				
3	9ACR	5306-99-866-6949 (FV 462475)	Bolt	2
4	9ACR	2590-99-866-6946 (FV 462471)	Slide	2

Sequence of operations

NOTE

The 'item numbers' of Para 8 are used as reference throughout this instruction.

9 Carry out this instruction as follows:

9.1 Remove driver's periscope (if fitted).

9.2 Remove bolts and slides (items 3 and 4) from periscope mounting and replace with lengthened bolts and redesigned slides (items 1 and 2). Prior to assembly remove number FV 462471 from (item 2).

~~2590-99-866-6946~~

9.3 Replace driver's periscope.

Testing after embodiment

10 Nil.

EFFECT ON WEIGHT

11 Nil.

PUBLICATION AMENDMENTS

NOTE

Necessary amendments will be issued separately.

12 IPC 14660.

71912(64)
Vehs & Wpns Br REME

CONDITIONS OF RELEASE

- 1 This information is released by the UK Government for defence purposes only.
- 2 This information must be afforded the same degree of protection as that afforded to information of an equivalent security marking originated by the recipient Government or as required by the recipient Government's security regulations.
- 3 This information may be disclosed only within the Defence Department of the recipient Government, except as otherwise authorized by the Ministry of Defence (Army).
- 4 This information may be subject to privately owned rights.

THIS DOCUMENT IS THE PROPERTY OF HER BRITANNIC MAJESTY'S GOVERNMENT, and is issued for the information of such persons only as need to know its contents in the course of their official duties. Any person finding this document should hand it in to a British forces unit or to a police station for its safe return to the MINISTRY OF DEFENCE, (DSy (Pol)) MAIN BUILDING, WHITEHALL, LONDON, SW1A 2HB, with particulars of how and where found. THE UNAUTHORIZED RETENTION OR DESTRUCTION OF THE DOCUMENT MAY BE AN OFFENCE UNDER THE OFFICIAL SECRETS ACTS OF 1911-89. (When released to persons outside Government service, this document is issued on a personal basis and the recipient to whom it may be entrusted in confidence, within the provisions of the Official Secrets Acts 1911-89, is personally responsible for its safe custody and for seeing that its contents are disclosed only to authorized persons.)

FV430 SERIES VEHICLES ALL MARKS

MODIFICATION INSTRUCTION No. 1

ANDOVER
CLASS IF
- 8 MAR 2001

SUBJECT: Boiling vessel power harness

**LIBRARY & INFO
SVC**

CANCELLATION

INTRODUCTION

- 1 AESP 2350-T-250-811 Mod Instr No. 1, EMER E107 Mod Instr No. 73 is hereby cancelled. New boiling vessel power harnesses are introduced under AESP 2350-T-251-811 Mod Instr No. 6.

ACTION

- 2 Amend AESP 2350-T-250-811 Mod Instr No.1, EMER E107 modification index accordingly.
- 3 File this Page 1/2 in place of EMER E107 Mod Instr No. 73 dated Jul 98, all pages of which are to be destroyed.

CONDITIONS OF RELEASE

- | | |
|---|---|
| 1 This information is released by the UK Government for Defence purposes only. | 3 This information may be disclosed only within the Defence Department of the recipient Government, except as otherwise authorized by Ministry of Defence (Army). |
| 2 This information must be afforded the same degree of protection as that afforded to information of an equivalent security marking originated by the recipient Government or as required by the recipient Government's security regulations. | 4 This information may be subject to privately owned rights. |

THIS DOCUMENT IS THE PROPERTY OF HER BRITANNIC MAJESTY'S GOVERNMENT, and is issued for the information of such persons only as need to know its contents in the course of their official duties. Any person finding this document should hand it to a British forces unit or to a police station for its safe return to the MINISTRY OF DEFENCE (Dsy (Pol)), MAIN BUILDING, WHITEHALL, LONDON SW1A 2HB with particulars of how and where found. THE UNAUTHORIZED RETENTION OR DESTRUCTION OF THIS DOCUMENT MAY BE AN OFFENCE UNDER THE OFFICIAL SECRETS ACTS OF 1911-1989. (When released to persons outside Government service, this document is issued on a personal basis and the recipient to whom it may be entrusted in confidence, within the provision of the Official Secrets Acts 1911-1989, is personally responsible for its safe custody and for seeing that its contents are disclosed only to authorized persons).

FV 430 SERIES VEHICLES, ALL MARKS

MODIFICATION INSTRUCTION NO. 1 (EMER TV E107 Mod Instr No 74)

SUBJECT: Drivers seat locking mechanism

CANCELLATION

INTRODUCTION

- 1 AESP 2350-T-250-811 Mod Instr No. 1, EMER TV E107 Mod Instr No.74 dated Apr 99 is hereby cancelled. The details of this modification have been incorporated into the build standard. The seat referred to in this instruction has been superseded by a metric seat. The original design of the drivers seat is to be replaced on failure with the new metric seat.
- 2

ACTION

- 2 Amend AESP 2350-T-250-811 Mod Instr No.1, EMER TV E107 modification index accordingly
- 3 File this Page 1/2 in place of Mod Instr No. 74 dated Apr 99, all pages of which are to be destroyed.

FV430 SERIES VEHICLES, ALL MARKS

MODIFICATION INSTRUCTION NO. 2

Sponsor:
DGES(L)

Publication Agency:
DLO Andover
Project No: S01008
File ref:

AMENDMENT RECORD

Amdt No.	Incorporated By (Signature)	Date	Amdt No.	Incorporated By (Signature)	Date
1			4		
2			5		
3			6		

SUBJECT: Flasher unit

(Approval No. 43/0/0061)

INTRODUCTION

1 The original flasher is no longer available, the replacement flasher requires revised wiring connections in the switchbox. This instruction introduces the new type of flasher and the associated wiring fitted in the switchbox, changing the switchbox to amendment strike 2.

1.1 Limitations on use of equipment. Nil.

APPLICABILITY

2 Unmodified stock.

REASON FOR MODIFICATION

3 Code 5 - to conform to changes in pattern of commercial stores.

PRIORITY

4 Routine.

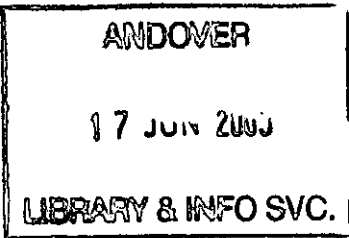
ESTIMATED TIME REQUIRED

5 Embodiment: 1 man-hour

MODIFICATION IMPLEMENTATION PLAN

6

- 6.1 This instruction is to be implemented by:
- 6.1.1 Units authorized to carry out level 4 maintenance.
- 6.2 Associated instructions. Nil
- 6.3 Strike plate action: 2



TESTING AFTER EMBODIMENT

10 Test for correct operation.

EFFECT ON WEIGHT

11 Negligible.

PUBLICATION AMENDMENTS

NOTE


Necessary amendments will be issued separately.

12 Nil.

~~UK RESTRICTED~~

~~UK RESTRICTED~~

FV430 SERIES, VEHICLES, ALL MARKS
MODIFICATION INSTRUCTION NO. 3



Sponsor:
DGES(L)

Publication Agency:
DLO Andover
Project No: S01008
File ref:

AMENDMENT RECORD

Amdt No.	Incorporated By (Signature)	Date
1		
2		
3		

Amdt No.	Incorporated By (Signature)	Date
4		
5		
6		

SUBJECT: Rear view mirrors

(Approval No. 43/0/0055)

INTRODUCTION

1 This instruction introduces a new type of mirror and folding mirror mounting, to improve the rearward vision of the driver and commander.

1.1 Limitations on use of equipment. Nil.

APPLICABILITY

2 Unmodified stock, held at all levels of technical storage.

REASON FOR MODIFICATION

3 Code 1 - to improve safety.

PRIORITY

4 Immediate.

ESTIMATED TIME REQUIRED

5 Embodiment: 1.0 man-hour.

MODIFICATION IMPLEMENTATION PLAN

6

6.1 This instruction is to be implemented by:

6.1.1 Units authorised to carry out levels 1, 2, 3 or 4 maintenance.

6.2 Associated instructions. Nil

6.3 Strike plate action: N/A

9	G1	5306-99-122-8675	Screw hex hd M12 x 35 lg	(2)
10	G1	5310-99-122-6477	Washer flat M12	(4)
11	G1	5310-99-122-5298	Nut hex M12	(2)
12	G1	5305-99-122-5361	Screw hex hd M6 x 20 lg	(4)
13	G1	5310-99-122-6474	Washer flat M6	(4)
14	G1	5310-99-137-9232	Washer spring s/coil M6	(4)

8.2 Stores to be removed and reduced to scrap:

15	FV 509491	Mirror arm	(2)
16	44106	Driving mirror	(2)
17	FV 509489	Joint for arm	(2)
18	FV 509490	Washer	(2)
19	5310-99-944-0552	Spring washer ½"	(2)
20	UNF108/P	Nut hex ½" UNF	(2)
21	5310-99-941-0631	Washer Thackery ½"	(2)
22	FV (S) 65/20	Wing nut ½"	(2)

Sequence of operations

NOTE

The item numbers of Para 8 are used as reference throughout this instruction.

9 Carry out this instruction as follows:

9.1 Remove left hand and right hand rear view mirrors, arms and fittings (item 15 to 22) from the headlamp guards and dispose of locally. (The mirrors can be retained for use on other vehicles).

Refer to fig 1.

9.2 Fit left hand mounting bracket (item 2) to the existing hole in the left hand headlamp guard using (item 9, 10 and 11). Using the additional mounting holes in the top of the mounting bracket as a template, drill two 8 mm holes through the top of the headlamp guard. Attach the mounting bracket (item 2) to the headlamp guard using (item 5, 6 and 7).

9.3 Using the additional mounting hole in the side of the mounting bracket as a template, drill a 8mm hole through the side of the headlamp guard. Attach the mounting bracket (item 2) to the headlamp guard using (item 6, 7 and 8).

9.4 Fit mirror stem (item 3) to the mounting bracket (item 2) using (item 12, 13 and 14).

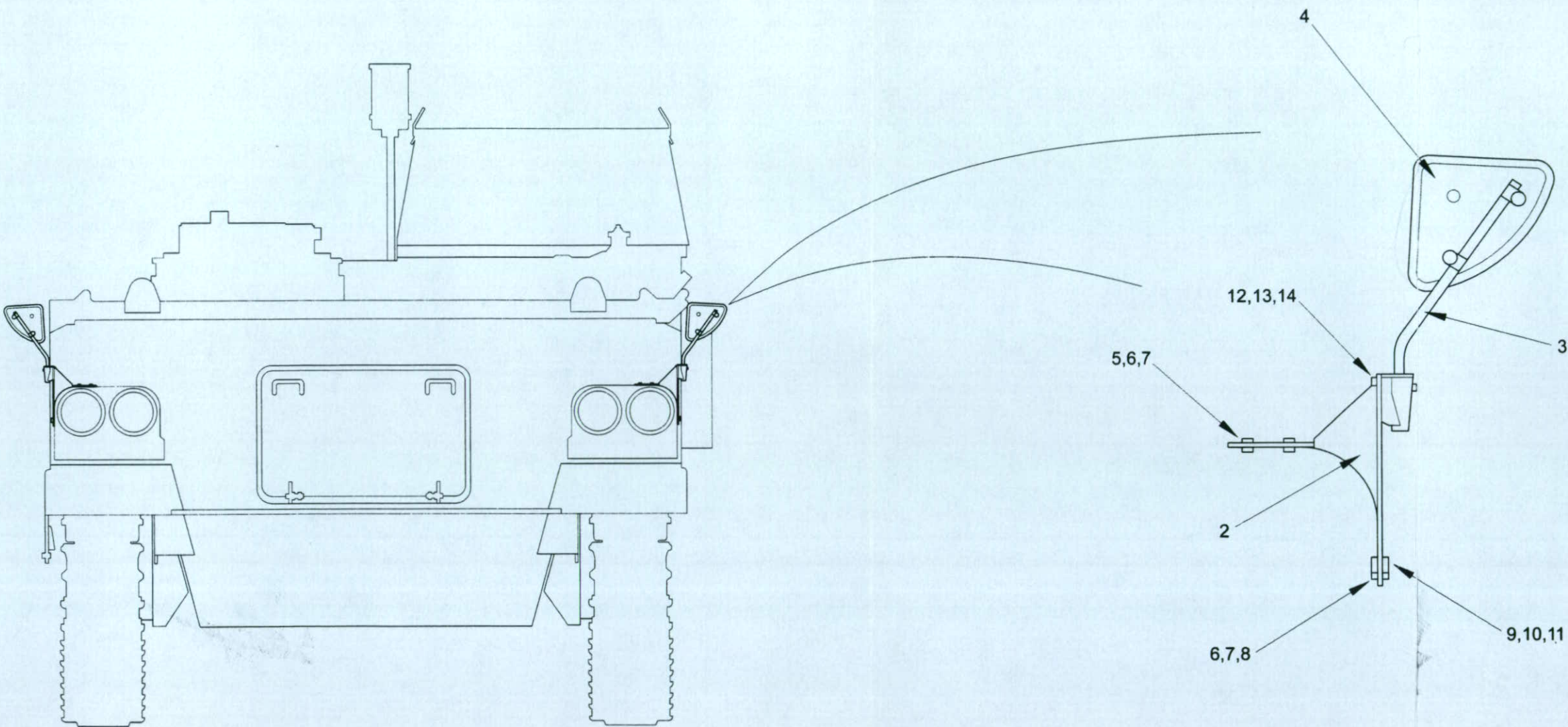


Fig 1 Rear view mirrors

V14994/2

MODIFICATION INSTRUCTION NO. 3

ANNEX A

To enable accurate modification records to be maintained for all FV430 series vehicles, all units are to complete and return this form when the modification has been embodied. Multiple equipment returns can be submitted.

FV430 ESM LASS IPT DLO Monxton Road Andover Hampshire SP11 8HT

From:

Unit:	UIN:
Name:	Signature:

Modification No. 3

Date embodied

Vehicle registration number(s)

FV430 SERIES, VEHICLES, ALL MARKS
MODIFICATION INSTRUCTION NO. 4

Sponsor:
DGES(L)

Publication Agency:
DLO Andover
Project No.: S01008
File ref:

AMENDMENT RECORD

Amdt No.	Incorporated By (Signature)	Date
1		
2		
3		

Amdt No.	Incorporated By (Signature)	Date
4		
5		
6		

SUBJECT: Fire extinguisher restraint

(Approval No. 43/0/0063)

INTRODUCTION

1 This instruction introduces a restraining cable to prevent the fixed fire extinguishers acting as a projectile, in the event of an extinguisher being accidentally set off during replacement or maintenance.

1.1 Limitations on use of equipment. Nil.

APPLICABILITY

2 All FV430 Series vehicles held by user units.

REASON FOR MODIFICATION

3 Code 1 - to improve safety.

PRIORITY

4 Immediate.

ESTIMATED TIME REQUIRED

5 Embodiment: 1.0 man-hour.

MODIFICATION IMPLEMENTATION PLAN


6

6.1 This instruction is to be implemented by:

6.1.1 Units authorised to carry out levels 2, 3 or 4 maintenance.

6.2 Associated instructions. Nil

6.3 Strike plate action: N/A



- 9 Carry out this instruction as follows:

Refer to Fig 1.

9.1 Ensure that the fixed fire extinguishers are fitted correctly as per EMER TRACKED VEHICLES E 103/2, CHAP 8 or AESP 2350-T-250-522 (when issued).

9.2 Separate the U bolt and saddle section of the retainer assembly (Item 1) by removing the two nyloc nuts.

9.3 Pass the U bolt section around the back of the extinguisher head and locate around the wasted portion where the neck of the extinguisher and head meet. Ensure that the ends of the U bolt are to the front of the extinguisher and that the end to which the retainer cable is attached, is to the inside of the extinguishers as indicated by arrow A.

9.4 Refit the saddle section of the retainer to the U bolt, with the nuts provided. Ensure that the saddle is fitted so that the end of the saddle that the retainer cable is secured to is to the outside of the extinguishers as indicated by arrow B.

9.5 Repeat the process for the second extinguisher.

9.6 Remove the nut and spring washer from the bottom of the front tie rod. Place the anchor (Item 2) onto the tie rod ensuring that the anchor bends upwards and not downwards. Replace the nut and spring washer.

9.7 Fit the two snap hooks to the anchor. Ensure that the retainer securing cable does not in anyway foul or interfere with the operation of the extinguisher operating cables.

TESTING AFTER EMBODIMENT

- 10 Nil.

EFFECT ON WEIGHT

- 11 Negligible.

PUBLICATION AMENDMENTS

- 12 Relevant AESPs will be amended in due course.

MODIFICATION INSTRUCTION NO. 4

ANNEX A

To enable accurate modification records to be maintained for all FV430 series vehicles, all units are to complete and return this form when the modification has been embodied. Multiple equipment returns can be submitted.

FV430 ESM LASS IPT DLO Monxton Road Andover Hampshire SP11 8HT

From:

Unit:	UIN:
Name:	Signature:

Modification No. 4

Date embodied

Vehicle registration number(s)

